

Overall Visitor Arrival Performance (Jun / 2016)

Total Stayover Arrivals by Region

| Region | Jun/2016 | % Total | Jun/2015 | % Total | % Change |
|---------------|---------------|-------------|---------------|-------------|------------|
| North America | 5,523 | 19% | 6,063 | 20% | -9% |
| South America | 7,275 | 25% | 7,552 | 25% | -4% |
| Caribbean | 2,553 | 9% | 2,522 | 8% | 1% |
| Europe | 11,878 | 41% | 13,107 | 44% | -9% |
| Others | 1,496 | 5% | 785 | 3% | 91% |
| Total | 28,725 | 100% | 30,029 | 100% | -4% |

| 2016YTD | % Total | 2015YTD | % Total | % Change |
|----------------|-------------|----------------|-------------|-----------|
| 43,779 | 19% | 44,248 | 20% | -1% |
| 55,971 | 25% | 60,531 | 27% | -8% |
| 15,762 | 7% | 15,337 | 7% | 3% |
| 101,753 | 45% | 95,968 | 43% | 6% |
| 7,466 | 3% | 5,275 | 2% | 42% |
| 224,731 | 100% | 221,359 | 100% | 2% |

Total Daytrippers

| | Jun/2016 | % Total | Jun/2015 | % Total | % Change |
|--------------|----------|---------|----------|---------|----------|
| Day Trippers | 2,455 | 100% | 2,782 | 100% | -12% |

| 2016YTD | % Total | 2015YTD | % Total | % Change |
|---------|---------|---------|---------|----------|
| 15,897 | 100% | 20,201 | 100% | -21% |

Total Nights by Region

| Region | Jun/2016 | % Total | Jun/2015 | % Total | % Change |
|---------------|----------------|-------------|----------------|-------------|------------|
| North America | 34,270 | 15.4% | 37,440 | 15.3% | -8% |
| South America | 46,790 | 21.0% | 47,160 | 19.2% | -1% |
| Caribbean | 11,919 | 5.3% | 13,885 | 5.7% | -14% |
| Europe | 126,959 | 57.0% | 143,223 | 58.4% | -11% |
| Others | 2,905 | 1.3% | 3,375 | 1.4% | -14% |
| Total | 222,843 | 100% | 245,083 | 100% | -9% |

| 2016YTD | % Total | 2015YTD | % Total | % Change |
|------------------|-------------|------------------|-------------|------------|
| 285,755 | 16.2% | 304,897 | 16.1% | -6% |
| 334,234 | 19.0% | 429,858 | 22.7% | -22% |
| 82,040 | 4.7% | 92,350 | 4.9% | -11% |
| 1,037,337 | 59.0% | 1,038,412 | 54.9% | 0% |
| 19,461 | 1.1% | 24,835 | 1.3% | -22% |
| 1,758,827 | 100% | 1,890,352 | 100% | -7% |

Total Cruise Arrivals

| | Jun/2016 | % Total | Jun/2015 | % Total | % Change |
|-----------------|----------|---------|----------|---------|----------|
| Cruise Arrivals | 20,316 | 100% | 18,408 | 100% | 10% |
| Cruise Calls | 7 | 100% | 9 | 100% | -22% |

| 2016YTD | % Total | 2015YTD | % Total | % Change |
|---------|---------|---------|---------|----------|
| 281,769 | 100% | 318,523 | 100% | -12% |
| 136 | 100% | 159 | 100% | -14% |

Total Arrivals

| | Jun/2016 | % Total | Jun/2015 | % Total | % Change |
|-----------------|---------------|-------------|---------------|-------------|-----------|
| Cruise Arrivals | 20,316 | 39% | 18,408 | 36% | 10% |
| Day Trippers | 2,455 | 5% | 2,782 | 5% | -12% |
| Stayovers | 28,725 | 56% | 30,029 | 59% | -4% |
| Total | 51,496 | 100% | 51,219 | 100% | 1% |

| 2016YTD | % Total | 2015YTD | % Total | % Change |
|----------------|-------------|----------------|-------------|------------|
| 281,769 | 54% | 318,523 | 57% | -12% |
| 15,897 | 3% | 20,201 | 4% | -21% |
| 224,731 | 43% | 221,359 | 40% | 2% |
| 522,397 | 100% | 560,083 | 100% | -7% |

Source

Stayover: Immigration database / CTB
Visitor Nights: Immigration database / CTB
Cruise calls / passengers: CPA



Pietermaai 19, Curaçao, Dutch Caribbean
 Phone: (599-9) 434-8200 * Fax: (599-9) 461-5017
 Email: info@curacao.com
 Website: www.curacao.com

Stayover Visitor Arrival (Jun / 2016)

| | Jun/2016 | % Total | Jun/2015 | % Total | % Change |
|----------------------|---------------|---------------|---------------|---------------|---------------|
| North America | | | | | |
| Canada | 604 | 2.1% | 614 | 2.0% | -2% |
| United States | 4,919 | 17.1% | 5,449 | 18.1% | -10% |
| Total | 5,523 | 19.2% | 6,063 | 20.2% | -8.91% |
| South America | | | | | |
| Argentina | 128 | 0.4% | 128 | 0.4% | 0% |
| Brazil | 674 | 2.3% | 557 | 1.9% | 21% |
| Chile | 47 | 0.2% | 32 | 0.1% | 47% |
| Colombia | 1,425 | 5.0% | 1,163 | 3.9% | 23% |
| Ecuador | 101 | 0.4% | 127 | 0.4% | -20% |
| Guyana | 160 | 0.6% | 132 | 0.4% | 21% |
| Panama | 95 | 0.3% | 123 | 0.4% | -23% |
| Suriname | 463 | 1.6% | 716 | 2.4% | -35% |
| Venezuela | 3,910 | 13.6% | 4,371 | 14.6% | -11% |
| Other | 272 | 0.9% | 203 | 0.7% | 34% |
| Total | 7,275 | 25.3% | 7,552 | 25.1% | -3.67% |
| Caribbean | | | | | |
| Aruba | 1,108 | 3.9% | 1,128 | 3.8% | -2% |
| Barbados | 32 | 0.1% | 39 | 0.1% | -18% |
| Dom. Rep. | 345 | 1.2% | 222 | 0.7% | 55% |
| Haiti | 77 | 0.3% | 88 | 0.3% | -12% |
| Jamaica | 187 | 0.7% | 200 | 0.7% | -6% |
| Trinidad & Tobago | 611 | 2.1% | 739 | 2.5% | -17% |
| Other | 193 | 0.7% | 106 | 0.4% | 82% |
| Total | 2,553 | 8.9% | 2,522 | 8.4% | 1.23% |
| Europe | | | | | |
| Austria | 53 | 0.2% | 59 | 0.2% | -10% |
| Belgium | 303 | 1.1% | 284 | 0.9% | 7% |
| Denmark | 29 | 0.1% | 53 | 0.2% | -45% |
| Finland | 19 | 0.1% | 45 | 0.1% | -58% |
| France | 90 | 0.3% | 94 | 0.3% | -4% |
| Germany | 1,102 | 3.8% | 1,428 | 4.8% | -23% |
| Italy | 64 | 0.2% | 70 | 0.2% | -9% |
| Netherlands | 9,567 | 33.3% | 10,083 | 33.6% | -5% |
| Norway | 54 | 0.2% | 108 | 0.4% | -50% |
| Sweden | 68 | 0.2% | 86 | 0.3% | -21% |
| Switzerland | 97 | 0.3% | 114 | 0.4% | -15% |
| United Kingdom | 162 | 0.6% | 188 | 0.6% | -14% |
| Other | 270 | 0.9% | 495 | 1.6% | -45% |
| Total | 11,878 | 41.4% | 13,107 | 43.6% | -9.38% |
| Others | | | | | |
| Not Stated | 1,069 | 3.7% | 334 | 1.1% | 220% |
| Other | 427 | 1.5% | 451 | 1.5% | -5% |
| Total | 1,496 | 5.2% | 785 | 2.6% | 90.57% |
| Overall | 28,725 | 100.0% | 30,029 | 100.0% | -4% |

| 2016YTD | % Total | 2015YTD | % Total | % Change |
|----------------|---------------|----------------|---------------|------------|
| 12,201 | 5.4% | 11,531 | 5.2% | 6% |
| 31,578 | 14.1% | 32,717 | 14.8% | -3% |
| 43,779 | 19.5% | 44,248 | 20.0% | -1% |
| 888 | 0.4% | 855 | 0.4% | 4% |
| 4,752 | 2.1% | 5,817 | 2.6% | -18% |
| 287 | 0.1% | 371 | 0.2% | -23% |
| 6,599 | 2.9% | 5,707 | 2.6% | 16% |
| 676 | 0.3% | 766 | 0.3% | -12% |
| 1,119 | 0.5% | 851 | 0.4% | 31% |
| 635 | 0.3% | 573 | 0.3% | 11% |
| 4,176 | 1.9% | 4,948 | 2.2% | -16% |
| 35,538 | 15.8% | 39,229 | 17.7% | -9% |
| 1,301 | 0.6% | 1,414 | 0.6% | -8% |
| 55,971 | 24.9% | 60,531 | 27.3% | -8% |
| 7,490 | 3.3% | 7,331 | 3.3% | 2% |
| 165 | 0.1% | 158 | 0.1% | 4% |
| 2,050 | 0.9% | 1,436 | 0.6% | 43% |
| 749 | 0.3% | 885 | 0.4% | -15% |
| 1,013 | 0.5% | 1,170 | 0.5% | -13% |
| 3,481 | 1.5% | 3,624 | 1.6% | -4% |
| 814 | 0.4% | 733 | 0.3% | 11% |
| 15,762 | 7.0% | 15,337 | 6.9% | 3% |
| 805 | 0.4% | 670 | 0.3% | 20% |
| 3,396 | 1.5% | 3,362 | 1.5% | 1% |
| 393 | 0.2% | 313 | 0.1% | 26% |
| 442 | 0.2% | 477 | 0.2% | -7% |
| 969 | 0.4% | 746 | 0.3% | 30% |
| 11,386 | 5.1% | 10,443 | 4.7% | 9% |
| 738 | 0.3% | 633 | 0.3% | 17% |
| 76,578 | 34.1% | 72,892 | 32.9% | 5% |
| 427 | 0.2% | 449 | 0.2% | -5% |
| 1,217 | 0.5% | 1,059 | 0.5% | 15% |
| 1,396 | 0.6% | 1,048 | 0.5% | 33% |
| 1,309 | 0.6% | 1,281 | 0.6% | 2% |
| 2,697 | 1.2% | 2,595 | 1.2% | 4% |
| 101,753 | 45.3% | 95,968 | 43.4% | 6% |
| 4,572 | 2.0% | 2,747 | 1.2% | 66% |
| 2,894 | 1.3% | 2,528 | 1.1% | 14% |
| 7,466 | 3.3% | 5,275 | 2.4% | 42% |
| 224,731 | 100.0% | 221,359 | 100.0% | 2% |



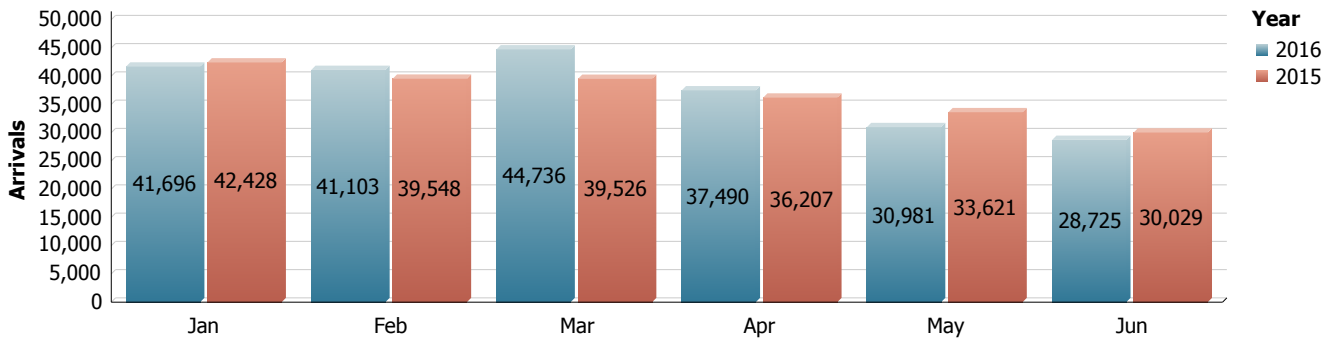
Pietermaai 19, Curaçao, Dutch Caribbean
 Phone: (599-9) 434-8200 * Fax: (599-9) 461-5017
 Email: info@curacao.com
 Website: www.curacao.com

Stayover Visitor Nights (Jun / 2016)

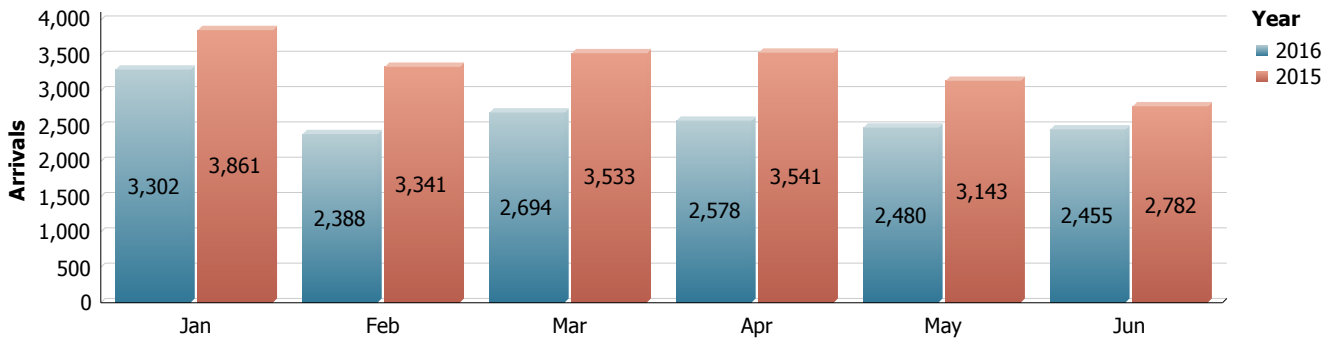
| | Jun/2016 | % Total | Jun/2015 | % Total | % Change |
|----------------------|----------------|---------------|----------------|---------------|-------------|
| North America | | | | | |
| Canada | 4,407 | 2.0% | 4,250 | 1.7% | 4% |
| United States | 29,863 | 13.4% | 33,190 | 13.5% | -10% |
| Total | 34,270 | 15.4% | 37,440 | 15.3% | -8% |
| South America | | | | | |
| Argentina | 732 | 0.3% | 953 | 0.4% | -23% |
| Brazil | 4,588 | 2.1% | 2,881 | 1.2% | 59% |
| Chile | 317 | 0.1% | 242 | 0.1% | 31% |
| Colombia | 12,381 | 5.6% | 7,175 | 2.9% | 73% |
| Ecuador | 514 | 0.2% | 555 | 0.2% | -7% |
| Guyana | 754 | 0.3% | 617 | 0.3% | 22% |
| Panama | 575 | 0.3% | 594 | 0.2% | -3% |
| Suriname | 2,780 | 1.2% | 4,275 | 1.7% | -35% |
| Venezuela | 22,326 | 10.0% | 28,583 | 11.7% | -22% |
| Other | 1,823 | 0.8% | 1,285 | 0.5% | 42% |
| Total | 46,790 | 21.0% | 47,160 | 19.2% | -1% |
| Caribbean | | | | | |
| Aruba | 4,576 | 2.1% | 4,574 | 1.9% | 0% |
| Barbados | 108 | 0.0% | 228 | 0.1% | -53% |
| Dom. Rep. | 2,206 | 1.0% | 3,067 | 1.3% | -28% |
| Haiti | 440 | 0.2% | 705 | 0.3% | -38% |
| Jamaica | 1,295 | 0.6% | 1,559 | 0.6% | -17% |
| Trinidad & Tobago | 2,269 | 1.0% | 3,021 | 1.2% | -25% |
| Other | 1,025 | 0.5% | 731 | 0.3% | 40% |
| Total | 11,919 | 5.3% | 13,885 | 5.7% | -14% |
| Europe | | | | | |
| Austria | 613 | 0.3% | 705 | 0.3% | -13% |
| Belgium | 3,180 | 1.4% | 2,917 | 1.2% | 9% |
| Denmark | 258 | 0.1% | 508 | 0.2% | -49% |
| Finland | 154 | 0.1% | 441 | 0.2% | -65% |
| France | 782 | 0.4% | 573 | 0.2% | 36% |
| Germany | 11,670 | 5.2% | 15,757 | 6.4% | -26% |
| Italy | 353 | 0.2% | 729 | 0.3% | -52% |
| Netherlands | 104,334 | 46.8% | 113,015 | 46.1% | -8% |
| Norway | 552 | 0.2% | 1,082 | 0.4% | -49% |
| Sweden | 815 | 0.4% | 820 | 0.3% | -1% |
| Switzerland | 820 | 0.4% | 1,072 | 0.4% | -24% |
| United Kingdom | 1,475 | 0.7% | 1,830 | 0.7% | -19% |
| Other | 1,953 | 0.9% | 3,774 | 1.5% | -48% |
| Total | 126,959 | 57.0% | 143,223 | 58.4% | -11% |
| Others | | | | | |
| Not Stated | 247 | 0.1% | 5 | 0.0% | 4,840% |
| Other | 2,658 | 1.2% | 3,370 | 1.4% | -21% |
| Total | 2,905 | 1.3% | 3,375 | 1.4% | -14% |
| Overall | 222,843 | 100.0% | 245,083 | 100.0% | -9% |

| 2016YTD | % Total | 2015YTD | % Total | % Change |
|------------------|---------------|------------------|---------------|-------------|
| 91,676 | 5.2% | 89,859 | 4.8% | 2% |
| 194,079 | 11.0% | 215,038 | 11.4% | -10% |
| 285,755 | 16.2% | 304,897 | 16.1% | -6% |
| 6,273 | 0.4% | 5,824 | 0.3% | 8% |
| 29,142 | 1.7% | 36,819 | 1.9% | -21% |
| 1,934 | 0.1% | 2,751 | 0.1% | -30% |
| 59,812 | 3.4% | 45,280 | 2.4% | 32% |
| 3,823 | 0.2% | 3,965 | 0.2% | -4% |
| 5,598 | 0.3% | 4,868 | 0.3% | 15% |
| 3,069 | 0.2% | 3,090 | 0.2% | -1% |
| 27,819 | 1.6% | 30,599 | 1.6% | -9% |
| 188,982 | 10.7% | 286,869 | 15.2% | -34% |
| 7,782 | 0.4% | 9,793 | 0.5% | -21% |
| 334,234 | 19.0% | 429,858 | 22.7% | -22% |
| 32,292 | 1.8% | 34,879 | 1.8% | -7% |
| 644 | 0.0% | 791 | 0.0% | -19% |
| 17,999 | 1.0% | 19,583 | 1.0% | -8% |
| 6,191 | 0.4% | 8,225 | 0.4% | -25% |
| 7,362 | 0.4% | 8,417 | 0.4% | -13% |
| 12,968 | 0.7% | 14,710 | 0.8% | -12% |
| 4,584 | 0.3% | 5,745 | 0.3% | -20% |
| 82,040 | 4.7% | 92,350 | 4.9% | -11% |
| 7,877 | 0.4% | 6,769 | 0.4% | 16% |
| 31,904 | 1.8% | 33,938 | 1.8% | -6% |
| 3,717 | 0.2% | 2,901 | 0.2% | 28% |
| 4,097 | 0.2% | 4,414 | 0.2% | -7% |
| 8,246 | 0.5% | 5,729 | 0.3% | 44% |
| 112,949 | 6.4% | 112,358 | 5.9% | 1% |
| 6,703 | 0.4% | 5,820 | 0.3% | 15% |
| 801,616 | 45.6% | 808,641 | 42.8% | -1% |
| 3,878 | 0.2% | 4,165 | 0.2% | -7% |
| 11,432 | 0.6% | 10,023 | 0.5% | 14% |
| 12,602 | 0.7% | 10,555 | 0.6% | 19% |
| 12,161 | 0.7% | 12,245 | 0.6% | -1% |
| 20,155 | 1.1% | 20,854 | 1.1% | -3% |
| 1,037,337 | 59.0% | 1,038,412 | 54.9% | 0% |
| 3,151 | 0.2% | 8,494 | 0.4% | -63% |
| 16,310 | 0.9% | 16,341 | 0.9% | 0% |
| 19,461 | 1.1% | 24,835 | 1.3% | -22% |
| 1,758,827 | 100.0% | 1,890,352 | 100.0% | -7% |

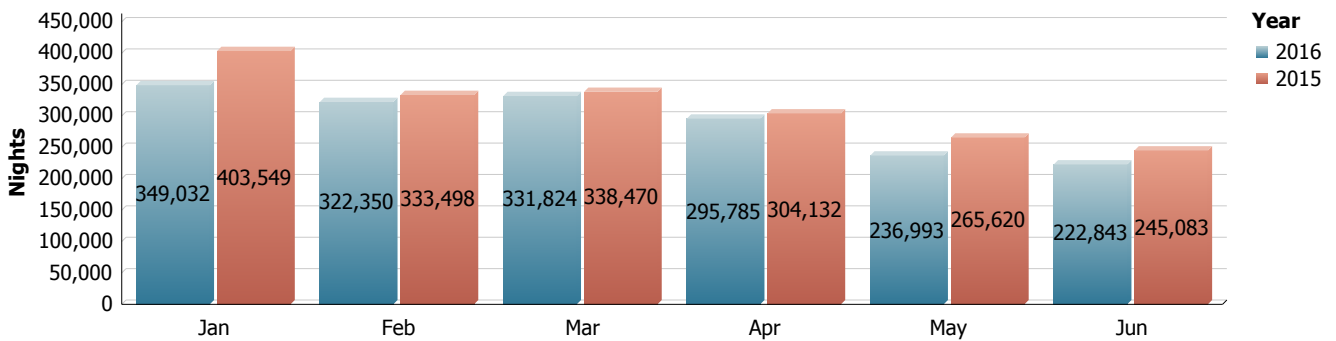
Stay over



Day trippers



Stay over nights



Cruise arrivals

