

Overall Visitor Arrival Performance (May / 2017)

Total Stayover Arrivals by Region

Region	May/2017	% Total	May/2016	% Total	% Change
North America	5,813	20%	5,108	16%	14%
South America	5,591	19%	7,549	24%	-26%
Caribbean	1,973	7%	2,998	10%	-34%
Europe	14,914	51%	14,162	46%	5%
Others	907	3%	1,164	4%	-22%
Total	29,198	100%	30,981	100%	-6%

2017YTD	% Total	2016YTD	% Total	% Change
38,364	22%	38,345	20%	0%
30,974	18%	48,967	25%	-37%
10,764	6%	13,348	7%	-19%
88,832	51%	90,647	46%	-2%
4,535	3%	4,698	2%	-3%
173,469	100%	196,005	100%	-11%

Total Daytrippers

	May/2017	% Total	May/2016	% Total	% Change
Day Trippers	1,611	100%	2,480	100%	-35%

2017YTD	% Total	2016YTD	% Total	% Change
10,718	100%	13,441	100%	-20%

Total Nights by Region

Region	May/2017	% Total	May/2016	% Total	% Change
North America	36,817	14.7%	29,563	12.2%	25%
South America	40,201	16.0%	46,967	19.4%	-14%
Caribbean	12,149	4.8%	15,922	6.6%	-24%
Europe	157,930	63.0%	145,833	60.1%	8%
Others	3,711	1.5%	4,247	1.8%	-13%
Total	250,808	100%	242,532	100%	3%

2017YTD	% Total	2016YTD	% Total	% Change
261,983	17.1%	253,321	16.4%	3%
219,549	14.3%	290,762	18.8%	-24%
63,590	4.2%	70,918	4.6%	-10%
967,198	63.1%	915,915	59.2%	6%
19,407	1.3%	16,358	1.1%	19%
1,531,727	100%	1,547,274	100%	-1%

Total Cruise Arrivals

	May/2017	% Total	May/2016	% Total	% Change
Cruise Arrivals	45,672	100%	20,714	100%	120%
Cruise Calls	17	100%	8	100%	112%

2017YTD	% Total	2016YTD	% Total	% Change
281,769	100%	247,154	100%	14%
131	100%	126	100%	4%

Total Arrivals

	May/2017	% Total	May/2016	% Total	% Change
Cruise Arrivals	45,672	60%	20,714	38%	120%
Day Trippers	1,611	2%	2,480	5%	-35%
Stayovers	29,198	38%	30,981	57%	-6%
Total	76,481	100%	54,175	100%	41%

2017YTD	% Total	2016YTD	% Total	% Change
281,769	60%	247,154	54%	14%
10,718	2%	13,441	3%	-20%
173,469	37%	196,005	43%	-11%
465,956	100%	456,600	100%	2%

Source

Stayover: Immigration database / CTB
Visitor Nights: Immigration database / CTB
Cruise calls / passengers: CPA



Pietermaai 19, Curaçao, Dutch Caribbean
 Phone: (599-9) 434-8200 * Fax: (599-9) 461-5017
 Email: info@curacao.com
 Website: www.curacao.com

Stayover Visitor Arrival (May / 2017)

	May/2017	% Total	May/2016	% Total	% Change
North America					
Canada	649	2.2%	655	2.1%	-1%
United States	5,164	17.7%	4,453	14.4%	16%
Total	5,813	19.9%	5,108	16.5%	13.80%
South America					
Argentina	215	0.7%	163	0.5%	32%
Brazil	604	2.1%	974	3.1%	-38%
Chile	58	0.2%	23	0.1%	152%
Colombia	999	3.4%	984	3.2%	2%
Ecuador	450	1.5%	106	0.3%	325%
Guyana	27	0.1%	127	0.4%	-79%
Panama	115	0.4%	103	0.3%	12%
Suriname	453	1.6%	550	1.8%	-18%
Venezuela	2,455	8.4%	4,364	14.1%	-44%
Other	215	0.7%	155	0.5%	39%
Total	5,591	19.1%	7,549	24.4%	-25.94%
Caribbean					
Aruba	905	3.1%	1,375	4.4%	-34%
Barbados	59	0.2%	34	0.1%	74%
Dom. Rep.	348	1.2%	321	1.0%	8%
Haiti	88	0.3%	112	0.4%	-21%
Jamaica	63	0.2%	194	0.6%	-68%
Trinidad & Tobago	357	1.2%	806	2.6%	-56%
Other	153	0.5%	156	0.5%	-2%
Total	1,973	6.8%	2,998	9.7%	-34.19%
Europe					
Austria	82	0.3%	104	0.3%	-21%
Belgium	362	1.2%	379	1.2%	-4%
Denmark	19	0.1%	25	0.1%	-24%
Finland	19	0.1%	19	0.1%	0%
France	84	0.3%	71	0.2%	18%
Germany	1,490	5.1%	1,567	5.1%	-5%
Italy	47	0.2%	92	0.3%	-49%
Netherlands	12,073	41.3%	11,167	36.0%	8%
Norway	20	0.1%	40	0.1%	-50%
Sweden	68	0.2%	45	0.1%	51%
Switzerland	173	0.6%	161	0.5%	7%
United Kingdom	130	0.4%	200	0.6%	-35%
Other	347	1.2%	292	0.9%	19%
Total	14,914	51.1%	14,162	45.7%	5.31%
Others					
Not Stated	446	1.5%	672	2.2%	-34%
Other	461	1.6%	492	1.6%	-6%
Total	907	3.1%	1,164	3.8%	-22.08%
Overall	29,198	100.0%	30,981	100.0%	-6%

	2017YTD	% Total	2016YTD	% Total	% Change
	12,030	6.9%	11,647	5.9%	3%
	26,334	15.2%	26,698	13.6%	-1%
Total	38,364	22.1%	38,345	19.6%	0%
	1,259	0.7%	788	0.4%	60%
	4,128	2.4%	4,090	2.1%	1%
	258	0.1%	245	0.1%	5%
	5,976	3.4%	5,200	2.7%	15%
	1,469	0.8%	599	0.3%	145%
	416	0.2%	958	0.5%	-57%
	555	0.3%	557	0.3%	0%
	2,830	1.6%	3,843	2.0%	-26%
	13,186	7.6%	31,644	16.1%	-58%
	897	0.5%	1,043	0.5%	-14%
Total	30,974	17.9%	48,967	25.0%	-37%
	4,659	2.7%	6,448	3.3%	-28%
	227	0.1%	135	0.1%	68%
	1,686	1.0%	1,718	0.9%	-2%
	715	0.4%	678	0.3%	5%
	597	0.3%	841	0.4%	-29%
	1,783	1.0%	2,903	1.5%	-39%
	1,097	0.6%	625	0.3%	76%
Total	10,764	6.2%	13,348	6.8%	-19%
	600	0.3%	789	0.4%	-24%
	3,064	1.8%	3,262	1.7%	-6%
	423	0.2%	388	0.2%	9%
	281	0.2%	444	0.2%	-37%
	725	0.4%	896	0.5%	-19%
	9,996	5.8%	10,301	5.3%	-3%
	490	0.3%	696	0.4%	-30%
	67,534	38.9%	67,317	34.3%	0%
	325	0.2%	378	0.2%	-14%
	938	0.5%	1,193	0.6%	-21%
	1,267	0.7%	1,351	0.7%	-6%
	1,091	0.6%	1,200	0.6%	-9%
	2,098	1.2%	2,432	1.2%	-14%
Total	88,832	51.2%	90,647	46.2%	-2%
	1,807	1.0%	2,208	1.1%	-18%
	2,728	1.6%	2,490	1.3%	10%
Total	4,535	2.6%	4,698	2.4%	-3%
Overall	173,469	100.0%	196,005	100.0%	-11%



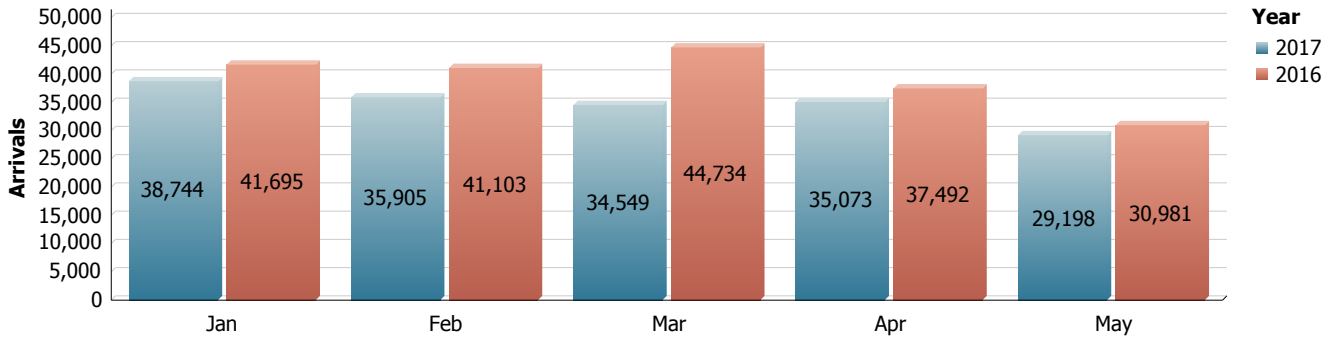
Pietermaai 19, Curaçao, Dutch Caribbean
 Phone: (599-9) 434-8200 * Fax: (599-9) 461-5017
 Email: info@curacao.com
 Website: www.curacao.com

Stayover Visitor Nights (May / 2017)

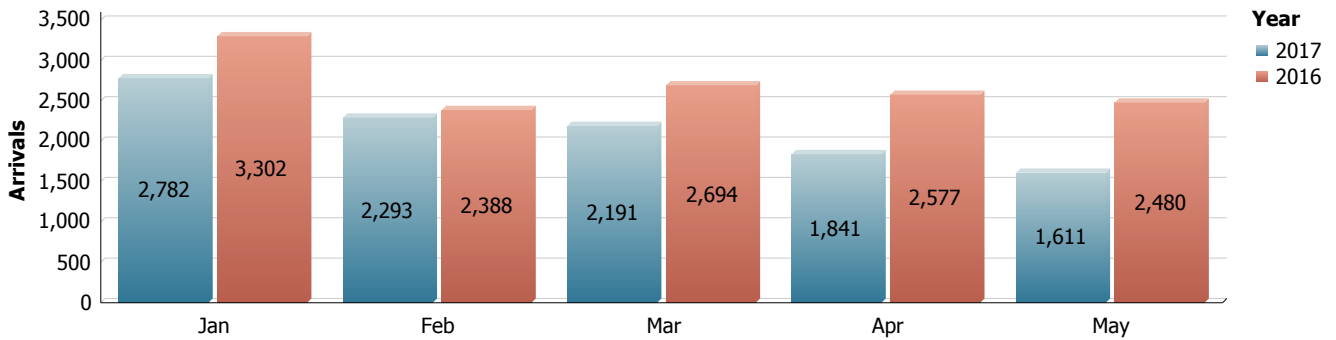
	May/2017	% Total	May/2016	% Total	% Change
North America					
Canada	4,990	2.0%	4,890	2.0%	2%
United States	31,827	12.7%	24,673	10.2%	29%
Total	36,817	14.7%	29,563	12.2%	25%
South America					
Argentina	1,494	0.6%	1,244	0.5%	20%
Brazil	4,087	1.6%	5,677	2.3%	-28%
Chile	558	0.2%	124	0.1%	350%
Colombia	8,595	3.4%	9,040	3.7%	-5%
Ecuador	2,698	1.1%	561	0.2%	381%
Guyana	169	0.1%	570	0.2%	-70%
Panama	552	0.2%	500	0.2%	10%
Suriname	3,382	1.3%	3,773	1.6%	-10%
Venezuela	17,193	6.9%	24,710	10.2%	-30%
Other	1,473	0.6%	768	0.3%	92%
Total	40,201	16.0%	46,967	19.4%	-14%
Caribbean					
Aruba	4,503	1.8%	5,725	2.4%	-21%
Barbados	373	0.1%	115	0.0%	224%
Dom. Rep.	3,604	1.4%	3,890	1.6%	-7%
Haiti	749	0.3%	774	0.3%	-3%
Jamaica	464	0.2%	1,456	0.6%	-68%
Trinidad & Tobago	1,599	0.6%	3,004	1.2%	-47%
Other	857	0.3%	958	0.4%	-11%
Total	12,149	4.8%	15,922	6.6%	-24%
Europe					
Austria	820	0.3%	1,052	0.4%	-22%
Belgium	3,505	1.4%	3,392	1.4%	3%
Denmark	131	0.1%	220	0.1%	-40%
Finland	127	0.1%	146	0.1%	-13%
France	520	0.2%	369	0.2%	41%
Germany	16,946	6.8%	15,516	6.4%	9%
Italy	459	0.2%	1,023	0.4%	-55%
Netherlands	128,783	51.3%	117,821	48.6%	9%
Norway	143	0.1%	339	0.1%	-58%
Sweden	615	0.2%	420	0.2%	46%
Switzerland	1,897	0.8%	1,505	0.6%	26%
United Kingdom	1,241	0.5%	1,632	0.7%	-24%
Other	2,743	1.1%	2,398	1.0%	14%
Total	157,930	63.0%	145,833	60.1%	8%
Others					
Not Stated	296	0.1%	1,689	0.7%	-82%
Other	3,415	1.4%	2,558	1.1%	34%
Total	3,711	1.5%	4,247	1.8%	-13%
Overall	250,808	100.0%	242,532	100.0%	3%

2017YTD	% Total	2016YTD	% Total	% Change
95,426	6.2%	87,666	5.7%	9%
166,557	10.9%	165,655	10.7%	1%
261,983	17.1%	253,321	16.4%	3%
8,689	0.6%	5,606	0.4%	55%
26,194	1.7%	24,832	1.6%	5%
1,916	0.1%	1,617	0.1%	18%
52,345	3.4%	47,925	3.1%	9%
7,927	0.5%	3,379	0.2%	135%
2,120	0.1%	4,828	0.3%	-56%
3,251	0.2%	2,540	0.2%	28%
19,839	1.3%	25,505	1.6%	-22%
91,095	5.9%	168,490	10.9%	-46%
6,173	0.4%	6,040	0.4%	2%
219,549	14.3%	290,762	18.8%	-24%
23,024	1.5%	27,960	1.8%	-18%
1,287	0.1%	541	0.0%	138%
16,105	1.1%	16,076	1.0%	0%
4,864	0.3%	5,788	0.4%	-16%
4,569	0.3%	6,172	0.4%	-26%
7,762	0.5%	10,834	0.7%	-28%
5,979	0.4%	3,547	0.2%	69%
63,590	4.2%	70,918	4.6%	-10%
5,753	0.4%	7,300	0.5%	-21%
31,060	2.0%	28,927	1.9%	7%
3,585	0.2%	3,481	0.2%	3%
2,585	0.2%	3,975	0.3%	-35%
5,476	0.4%	7,515	0.5%	-27%
110,244	7.2%	101,947	6.6%	8%
4,442	0.3%	6,350	0.4%	-30%
752,152	49.1%	701,507	45.3%	7%
2,861	0.2%	3,342	0.2%	-14%
8,430	0.6%	10,672	0.7%	-21%
12,471	0.8%	11,871	0.8%	5%
9,584	0.6%	10,801	0.7%	-11%
18,555	1.2%	18,227	1.2%	2%
967,198	63.1%	915,915	59.2%	6%
1,274	0.1%	2,520	0.2%	-49%
18,133	1.2%	13,838	0.9%	31%
19,407	1.3%	16,358	1.1%	19%
1,531,727	100.0%	1,547,274	100.0%	-1%

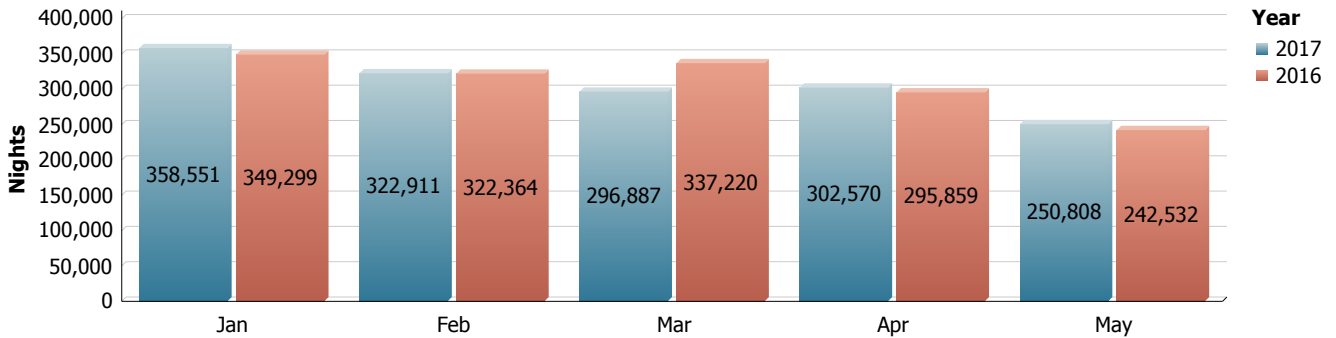
Stay over



Day trippers



Stay over nights



Cruise arrivals

