

Overall Visitor Arrival Performance (Mar / 2019)

Total Stayover Arrivals by Region

Region	Mar/2019	% Total	Mar/2018	% Total	% Change
North America	12,446	30%	9,696	27%	28%
South America	4,672	11%	4,249	12%	10%
Caribbean	2,445	6%	2,412	7%	1%
Europe	21,066	50%	19,377	53%	9%
Others	1,232	3%	624	2%	97%
Total	41,861	100%	36,358	100%	15%

2019YTD	% Total	2018YTD	% Total	% Change
33,874	27%	28,308	26%	20%
17,628	14%	14,417	13%	22%
6,706	5%	6,656	6%	1%
65,653	52%	59,367	54%	11%
3,295	3%	2,118	2%	56%
127,156	100%	110,866	100%	15%

Total Daytrippers

	Mar/2019	% Total	Mar/2018	% Total	% Change
Day Trippers	1,514	100%	1,812	100%	-16%

2019YTD	% Total	2018YTD	% Total	% Change
4,924	100%	5,412	100%	-9%

Total Nights by Region

Region	Mar/2019	% Total	Mar/2018	% Total	% Change
North America	84,278	23.6%	67,268	20.0%	25%
South America	31,871	8.9%	35,346	10.5%	-10%
Caribbean	15,031	4.2%	13,701	4.1%	10%
Europe	224,214	62.7%	215,950	64.2%	4%
Others	1,963	0.5%	4,147	1.2%	-53%
Total	357,357	100%	336,412	100%	6%

2019YTD	% Total	2018YTD	% Total	% Change
245,694	21.5%	213,907	20.4%	15%
125,007	11.0%	112,466	10.7%	11%
41,275	3.6%	40,482	3.9%	2%
722,636	63.3%	670,663	64.1%	8%
6,613	0.6%	8,841	0.8%	-25%
1,141,225	100%	1,046,359	100%	9%

Total Cruise Arrivals

	Mar/2019	% Total	Mar/2018	% Total	% Change
Cruise Arrivals	75,908	100%	80,975	100%	-6%
Cruise Calls	31	100%	32	100%	-3%

2019YTD	% Total	2018YTD	% Total	% Change
278,108	100%	264,313	100%	5%
117	100%	109	100%	7%

Total Arrivals

	Mar/2019	% Total	Mar/2018	% Total	% Change
Cruise Arrivals	75,908	64%	80,975	68%	-6%
Day Trippers	1,514	1%	1,812	2%	-16%
Stayovers	41,861	35%	36,358	31%	15%
Total	119,283	100%	119,145	100%	0%

2019YTD	% Total	2018YTD	% Total	% Change
278,108	68%	264,313	69%	5%
4,924	1%	5,412	1%	-9%
127,156	31%	110,866	29%	15%
410,188	100%	380,591	100%	8%

Source

Stayover: Immigration database / CTB
Visitor Nights: Immigration database / CTB
Cruise calls / passengers: CPA



Pietermaai 19, Curaçao, Dutch Caribbean
 Phone: (599-9) 434-8200 * Fax: (599-9) 461-5017
 Email: info@curacao.com
 Website: www.curacao.com

Stayover Visitor Arrival (Mar / 2019)

	Mar/2019	% Total	Mar/2018	% Total	% Change
North America					
Canada	4,030	9.6%	3,283	9.0%	23%
United States	8,416	20.1%	6,413	17.6%	31%
Total	12,446	29.7%	9,696	26.7%	28.36%
South America					
Argentina	170	0.4%	186	0.5%	-9%
Brazil	1,292	3.1%	706	1.9%	83%
Chile	110	0.3%	54	0.1%	104%
Colombia	1,613	3.9%	1,402	3.9%	15%
Ecuador	174	0.4%	83	0.2%	110%
Panama	148	0.4%	120	0.3%	23%
Suriname	386	0.9%	654	1.8%	-41%
Venezuela	415	1.0%	771	2.1%	-46%
Other	364	0.9%	273	0.8%	33%
Total	4,672	11.2%	4,249	11.7%	9.96%
Caribbean					
Aruba	859	2.1%	1,161	3.2%	-26%
Dom. Rep.	214	0.5%	92	0.3%	133%
Haiti	80	0.2%	179	0.5%	-55%
Jamaica	58	0.1%	37	0.1%	57%
Trinidad & Tobago	333	0.8%	342	0.9%	-3%
Other	901	2.2%	601	1.7%	50%
Total	2,445	5.8%	2,412	6.6%	1.37%
Europe					
Austria	138	0.3%	115	0.3%	20%
Belgium	585	1.4%	878	2.4%	-33%
Denmark	45	0.1%	128	0.4%	-65%
France	319	0.8%	194	0.5%	64%
Germany	2,710	6.5%	2,732	7.5%	-1%
Italy	105	0.3%	84	0.2%	25%
Netherlands	16,153	38.6%	13,756	37.8%	17%
Spain	80	0.2%	124	0.3%	-35%
Sweden	104	0.2%	216	0.6%	-52%
Switzerland	197	0.5%	267	0.7%	-26%
United Kingdom	204	0.5%	296	0.8%	-31%
Other	426	1.0%	587	1.6%	-27%
Total	21,066	50.3%	19,377	53.3%	8.72%
Others					
Not Stated	962	2.3%	313	0.9%	207%
Other	270	0.6%	311	0.9%	-13%
Total	1,232	2.9%	624	1.7%	97.44%
Overall	41,861	100.0%	36,358	100.0%	15%

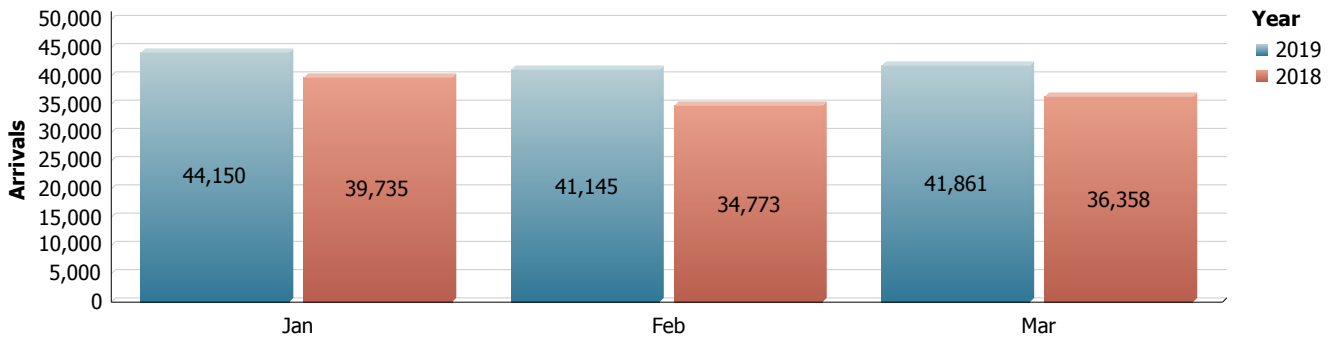
2019YTD	% Total	2018YTD	% Total	% Change
11,555	9.1%	9,738	8.8%	19%
22,319	17.6%	18,570	16.7%	20%
33,874	26.6%	28,308	25.5%	20%
695	0.5%	1,032	0.9%	-33%
3,660	2.9%	3,114	2.8%	18%
423	0.3%	221	0.2%	91%
6,046	4.8%	4,925	4.4%	23%
398	0.3%	184	0.2%	116%
473	0.4%	384	0.3%	23%
1,470	1.2%	1,611	1.5%	-9%
3,341	2.6%	2,171	2.0%	54%
1,122	0.9%	775	0.7%	45%
17,628	13.9%	14,417	13.0%	22%
2,509	2.0%	3,065	2.8%	-18%
499	0.4%	455	0.4%	10%
355	0.3%	406	0.4%	-13%
161	0.1%	122	0.1%	32%
756	0.6%	794	0.7%	-5%
2,426	1.9%	1,814	1.6%	34%
6,706	5.3%	6,656	6.0%	1%
481	0.4%	312	0.3%	54%
1,496	1.2%	1,866	1.7%	-20%
293	0.2%	357	0.3%	-18%
1,089	0.9%	608	0.5%	79%
6,172	4.9%	5,428	4.9%	14%
406	0.3%	362	0.3%	12%
51,736	40.7%	45,718	41.2%	13%
261	0.2%	287	0.3%	-9%
592	0.5%	925	0.8%	-36%
604	0.5%	700	0.6%	-14%
656	0.5%	819	0.7%	-20%
1,867	1.5%	1,985	1.8%	-6%
65,653	51.6%	59,367	53.5%	11%
2,419	1.9%	1,238	1.1%	95%
876	0.7%	880	0.8%	0%
3,295	2.6%	2,118	1.9%	56%
127,156	100.0%	110,866	100.0%	15%

Stayover Visitor Nights (Mar / 2019)

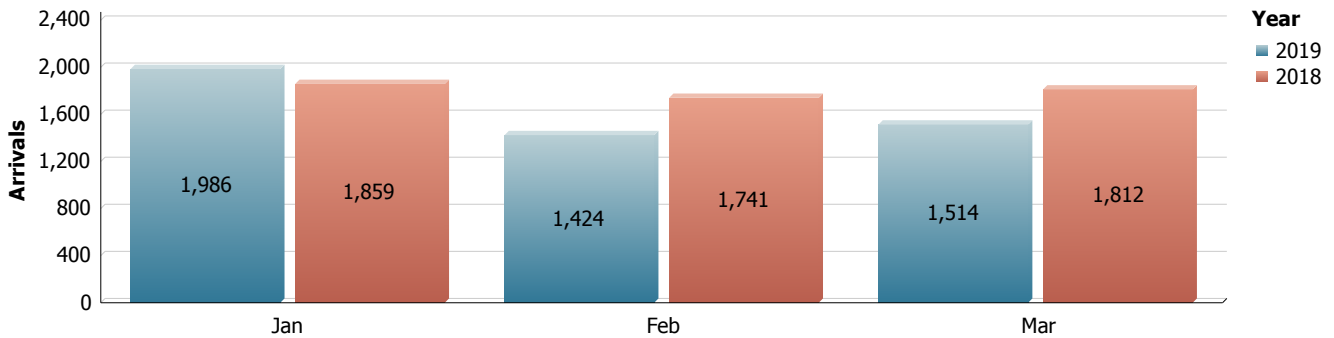
	Mar/2019	% Total	Mar/2018	% Total	% Change
North America					
Canada	31,094	8.7%	25,801	7.7%	21%
United States	53,184	14.9%	41,467	12.3%	28%
Total	84,278	23.6%	67,268	20.0%	25%
South America					
Argentina	1,095	0.3%	1,210	0.4%	-10%
Brazil	7,896	2.2%	4,896	1.5%	61%
Chile	704	0.2%	387	0.1%	82%
Colombia	11,941	3.3%	10,607	3.2%	13%
Ecuador	1,013	0.3%	534	0.2%	90%
Panama	728	0.2%	578	0.2%	26%
Suriname	2,425	0.7%	4,718	1.4%	-49%
Venezuela	3,371	0.9%	10,112	3.0%	-67%
Other	2,698	0.8%	2,304	0.7%	17%
Total	31,871	8.9%	35,346	10.5%	-10%
Caribbean					
Aruba	4,120	1.2%	5,643	1.7%	-27%
Dom. Rep.	3,423	1.0%	1,095	0.3%	213%
Haiti	577	0.2%	1,255	0.4%	-54%
Jamaica	520	0.1%	291	0.1%	79%
Trinidad & Tobago	1,457	0.4%	1,701	0.5%	-14%
Other	4,934	1.4%	3,716	1.1%	33%
Total	15,031	4.2%	13,701	4.1%	10%
Europe					
Austria	1,261	0.4%	1,020	0.3%	24%
Belgium	4,150	1.2%	8,768	2.6%	-53%
Denmark	418	0.1%	1,188	0.4%	-65%
France	2,329	0.7%	1,574	0.5%	48%
Germany	30,329	8.5%	31,679	9.4%	-4%
Italy	836	0.2%	699	0.2%	20%
Netherlands	176,544	49.4%	158,021	47.0%	12%
Spain	739	0.2%	1,111	0.3%	-33%
Sweden	822	0.2%	1,889	0.6%	-56%
Switzerland	1,558	0.4%	2,502	0.7%	-38%
United Kingdom	1,585	0.4%	2,362	0.7%	-33%
Other	3,643	1.0%	5,137	1.5%	-29%
Total	224,214	62.7%	215,950	64.2%	4%
Others					
Not Stated	210	0.1%	1,885	0.6%	-89%
Other	1,753	0.5%	2,262	0.7%	-23%
Total	1,963	0.5%	4,147	1.2%	-53%
Overall	357,357	100.0%	336,412	100.0%	6%

2019YTD	% Total	2018YTD	% Total	% Change
96,551	8.5%	84,271	8.1%	15%
149,143	13.1%	129,636	12.4%	15%
245,694	21.5%	213,907	20.4%	15%
4,756	0.4%	8,043	0.8%	-41%
24,179	2.1%	20,465	2.0%	18%
3,303	0.3%	1,772	0.2%	86%
46,420	4.1%	41,515	4.0%	12%
2,302	0.2%	1,162	0.1%	98%
2,691	0.2%	2,100	0.2%	28%
9,190	0.8%	12,107	1.2%	-24%
24,266	2.1%	19,467	1.9%	25%
7,900	0.7%	5,835	0.6%	35%
125,007	11.0%	112,466	10.7%	11%
12,607	1.1%	15,096	1.4%	-16%
6,790	0.6%	4,362	0.4%	56%
2,599	0.2%	3,586	0.3%	-28%
1,369	0.1%	1,047	0.1%	31%
3,087	0.3%	3,781	0.4%	-18%
14,823	1.3%	12,610	1.2%	18%
41,275	3.6%	40,482	3.9%	2%
4,948	0.4%	2,823	0.3%	75%
12,737	1.1%	17,460	1.7%	-27%
2,474	0.2%	3,303	0.3%	-25%
9,172	0.8%	5,010	0.5%	83%
70,187	6.2%	65,108	6.2%	8%
3,884	0.3%	3,315	0.3%	17%
582,959	51.1%	531,749	50.8%	10%
2,849	0.2%	2,798	0.3%	2%
5,353	0.5%	8,285	0.8%	-35%
5,692	0.5%	6,314	0.6%	-10%
6,244	0.5%	6,820	0.7%	-8%
16,137	1.4%	17,678	1.7%	-9%
722,636	63.3%	670,663	64.1%	8%
722	0.1%	2,467	0.2%	-71%
5,891	0.5%	6,374	0.6%	-8%
6,613	0.6%	8,841	0.8%	-25%
1,141,225	100.0%	1,046,359	100.0%	9%

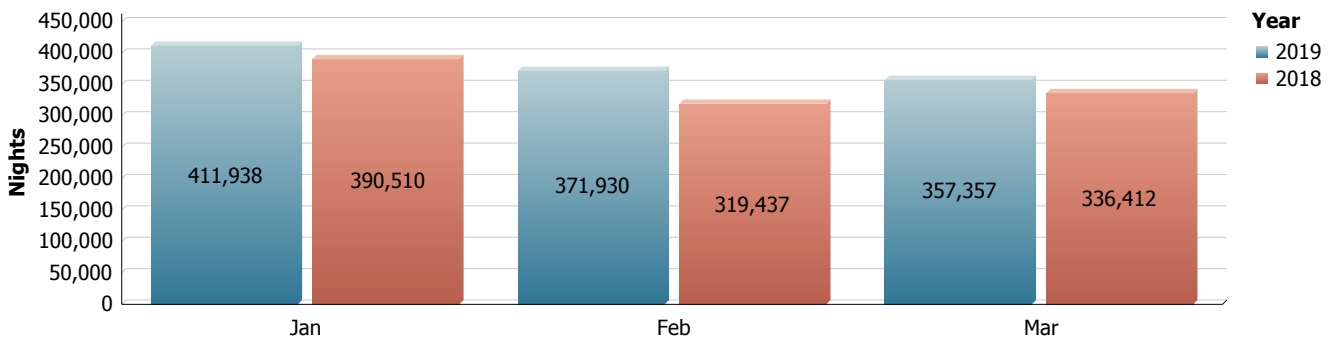
Stay over



Day trippers



Stay over nights



Cruise arrivals

