

## Overall Visitor Arrival Performance (Jun / 2019)

### Total Stayover Arrivals by Region

Region	Jun/2019	% Total	Jun/2018	% Total	% Change
North America	7,478	22%	7,558	24%	-1%
South America	6,020	18%	5,172	17%	16%
Caribbean	3,178	9%	2,770	9%	15%
Europe	16,250	48%	14,900	48%	9%
Others	998	3%	642	2%	55%
<b>Total</b>	<b>33,924</b>	<b>100%</b>	<b>31,042</b>	<b>100%</b>	<b>9%</b>

2019YTD	% Total	2018YTD	% Total	% Change
56,148	24%	50,078	24%	12%
36,037	15%	27,369	13%	32%
16,794	7%	14,577	7%	15%
122,616	52%	109,515	53%	12%
6,158	3%	4,291	2%	44%
<b>237,753</b>	<b>100%</b>	<b>205,830</b>	<b>100%</b>	<b>16%</b>

### Total Daytrippers

	Jun/2019	% Total	Jun/2018	% Total	% Change
Day Trippers	1,334	100%	1,454	100%	-8%

2019YTD	% Total	2018YTD	% Total	% Change
8,955	100%	9,877	100%	-9%

### Total Nights by Region

Region	Jun/2019	% Total	Jun/2018	% Total	% Change
North America	49,864	17.2%	49,160	18.1%	1%
South America	41,978	14.4%	37,244	13.7%	13%
Caribbean	17,852	6.1%	16,127	5.9%	11%
Europe	178,476	61.4%	166,091	61.2%	7%
Others	2,389	0.8%	2,551	0.9%	-6%
<b>Total</b>	<b>290,559</b>	<b>100%</b>	<b>271,173</b>	<b>100%</b>	<b>7%</b>

2019YTD	% Total	2018YTD	% Total	% Change
392,988	18.9%	356,747	19.0%	10%
254,671	12.2%	208,207	11.1%	22%
96,923	4.7%	88,264	4.7%	10%
1,324,932	63.6%	1,211,009	64.4%	9%
13,961	0.7%	16,268	0.9%	-14%
<b>2,083,475</b>	<b>100%</b>	<b>1,880,495</b>	<b>100%</b>	<b>11%</b>

### Total Cruise Arrivals

	Jun/2019	% Total	Jun/2018	% Total	% Change
Cruise Arrivals	35,756	100%	33,093	100%	8%
Cruise Calls	10	100%	10	100%	0%

2019YTD	% Total	2018YTD	% Total	% Change
419,832	100%	396,605	100%	6%
165	100%	157	100%	5%

### Total Arrivals

	Jun/2019	% Total	Jun/2018	% Total	% Change
Cruise Arrivals	35,756	50%	33,093	50%	8%
Day Trippers	1,334	2%	1,454	2%	-8%
Stayovers	33,924	48%	31,042	47%	9%
<b>Total</b>	<b>71,014</b>	<b>100%</b>	<b>65,589</b>	<b>100%</b>	<b>8%</b>

2019YTD	% Total	2018YTD	% Total	% Change
419,832	63%	396,605	65%	6%
8,955	1%	9,877	2%	-9%
237,753	36%	205,830	34%	16%
<b>666,540</b>	<b>100%</b>	<b>612,312</b>	<b>100%</b>	<b>9%</b>

### Source

**Stayover:** Immigration database / CTB  
**Visitor Nights:** Immigration database / CTB  
**Cruise calls / passengers:** CPA



Pietermaai 19, Curaçao, Dutch Caribbean  
 Phone: (599-9) 434-8200 \* Fax: (599-9) 461-5017  
 Email: info@curacao.com  
 Website: www.curacao.com

## Stayover Visitor Arrival (Jun / 2019)

	Jun/2019	% Total	Jun/2018	% Total	% Change
<b>North America</b>					
Canada	756	2.2%	687	2.2%	10%
United States	6,722	19.8%	6,871	22.1%	-2%
<b>Total</b>	<b>7,478</b>	<b>22.0%</b>	<b>7,558</b>	<b>24.3%</b>	<b>-1.06%</b>
<b>South America</b>					
Argentina	202	0.6%	130	0.4%	55%
Brazil	1,001	3.0%	825	2.7%	21%
Chile	69	0.2%	53	0.2%	30%
Colombia	3,106	9.2%	2,263	7.3%	37%
Ecuador	150	0.4%	156	0.5%	-4%
Panama	153	0.5%	121	0.4%	26%
Suriname	576	1.7%	472	1.5%	22%
Venezuela	420	1.2%	845	2.7%	-50%
Other	343	1.0%	307	1.0%	12%
<b>Total</b>	<b>6,020</b>	<b>17.7%</b>	<b>5,172</b>	<b>16.7%</b>	<b>16.40%</b>
<b>Caribbean</b>					
Aruba	1,090	3.2%	1,214	3.9%	-10%
Dom. Rep.	215	0.6%	183	0.6%	17%
Haiti	145	0.4%	88	0.3%	65%
Jamaica	49	0.1%	50	0.2%	-2%
Trinidad & Tobago	504	1.5%	364	1.2%	38%
Other	1,175	3.5%	871	2.8%	35%
<b>Total</b>	<b>3,178</b>	<b>9.4%</b>	<b>2,770</b>	<b>8.9%</b>	<b>14.73%</b>
<b>Europe</b>					
Austria	62	0.2%	65	0.2%	-5%
Belgium	636	1.9%	474	1.5%	34%
Denmark	41	0.1%	23	0.1%	78%
France	74	0.2%	130	0.4%	-43%
Germany	1,562	4.6%	1,090	3.5%	43%
Italy	67	0.2%	52	0.2%	29%
Netherlands	13,081	38.6%	12,175	39.2%	7%
Spain	73	0.2%	82	0.3%	-11%
Sweden	43	0.1%	124	0.4%	-65%
Switzerland	103	0.3%	102	0.3%	1%
United Kingdom	171	0.5%	166	0.5%	3%
Other	337	1.0%	417	1.3%	-19%
<b>Total</b>	<b>16,250</b>	<b>47.9%</b>	<b>14,900</b>	<b>48.0%</b>	<b>9.06%</b>
<b>Others</b>					
Not Stated	715	2.1%	368	1.2%	94%
Other	283	0.8%	274	0.9%	3%
<b>Total</b>	<b>998</b>	<b>2.9%</b>	<b>642</b>	<b>2.1%</b>	<b>55.45%</b>
<b>Overall</b>	<b>33,924</b>	<b>100.0%</b>	<b>31,042</b>	<b>100.0%</b>	<b>9%</b>

	2019YTD	% Total	2018YTD	% Total	% Change
	15,022	6.3%	13,606	6.6%	10%
	41,126	17.3%	36,472	17.7%	13%
	<b>56,148</b>	<b>23.6%</b>	<b>50,078</b>	<b>24.3%</b>	<b>12%</b>
	1,247	0.5%	1,617	0.8%	-23%
	6,580	2.8%	5,419	2.6%	21%
	739	0.3%	390	0.2%	89%
	14,441	6.1%	9,165	4.5%	58%
	858	0.4%	592	0.3%	45%
	1,238	0.5%	824	0.4%	50%
	3,796	1.6%	3,387	1.6%	12%
	4,661	2.0%	4,299	2.1%	8%
	2,477	1.0%	1,676	0.8%	48%
	<b>36,037</b>	<b>15.2%</b>	<b>27,369</b>	<b>13.3%</b>	<b>32%</b>
	6,129	2.6%	6,601	3.2%	-7%
	1,130	0.5%	954	0.5%	18%
	763	0.3%	788	0.4%	-3%
	395	0.2%	279	0.1%	42%
	2,245	0.9%	1,742	0.8%	29%
	6,132	2.6%	4,213	2.0%	46%
	<b>16,794</b>	<b>7.1%</b>	<b>14,577</b>	<b>7.1%</b>	<b>15%</b>
	686	0.3%	525	0.3%	31%
	3,933	1.7%	3,569	1.7%	10%
	452	0.2%	435	0.2%	4%
	1,707	0.7%	1,059	0.5%	61%
	11,463	4.8%	9,063	4.4%	26%
	631	0.3%	512	0.2%	23%
	96,689	40.7%	86,969	42.3%	11%
	487	0.2%	487	0.2%	0%
	798	0.3%	1,163	0.6%	-31%
	1,164	0.5%	1,234	0.6%	-6%
	1,478	0.6%	1,403	0.7%	5%
	3,128	1.3%	3,096	1.5%	1%
	<b>122,616</b>	<b>51.6%</b>	<b>109,515</b>	<b>53.2%</b>	<b>12%</b>
	4,326	1.8%	2,363	1.1%	83%
	1,832	0.8%	1,928	0.9%	-5%
	<b>6,158</b>	<b>2.6%</b>	<b>4,291</b>	<b>2.1%</b>	<b>44%</b>
	<b>237,753</b>	<b>100.0%</b>	<b>205,830</b>	<b>100.0%</b>	<b>16%</b>



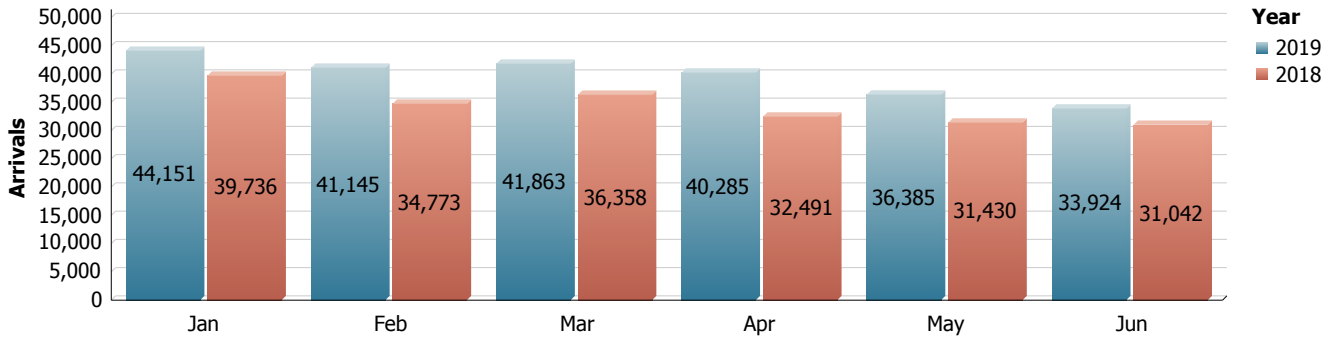
Pietermaai 19, Curaçao, Dutch Caribbean  
 Phone: (599-9) 434-8200 \* Fax: (599-9) 461-5017  
 Email: info@curacao.com  
 Website: www.curacao.com

### Stayover Visitor Nights (Jun / 2019)

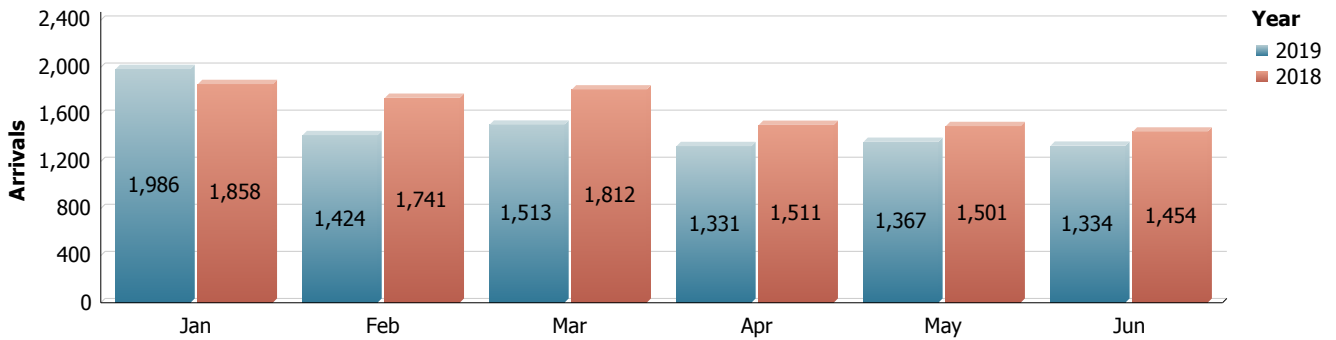
	Jun/2019	% Total	Jun/2018	% Total	% Change
<b>North America</b>					
Canada	5,507	1.9%	4,882	1.8%	13%
United States	44,357	15.3%	44,278	16.3%	0%
<b>Total</b>	<b>49,864</b>	<b>17.2%</b>	<b>49,160</b>	<b>18.1%</b>	<b>1%</b>
<b>South America</b>					
Argentina	1,557	0.5%	797	0.3%	95%
Brazil	6,682	2.3%	5,562	2.1%	20%
Chile	638	0.2%	320	0.1%	99%
Colombia	21,227	7.3%	16,732	6.2%	27%
Ecuador	937	0.3%	676	0.2%	39%
Panama	579	0.2%	566	0.2%	2%
Suriname	4,009	1.4%	3,138	1.2%	28%
Venezuela	3,706	1.3%	7,443	2.7%	-50%
Other	2,643	0.9%	2,010	0.7%	31%
<b>Total</b>	<b>41,978</b>	<b>14.4%</b>	<b>37,244</b>	<b>13.7%</b>	<b>13%</b>
<b>Caribbean</b>					
Aruba	5,162	1.8%	6,230	2.3%	-17%
Dom. Rep.	3,705	1.3%	2,560	0.9%	45%
Haiti	742	0.3%	553	0.2%	34%
Jamaica	450	0.2%	312	0.1%	44%
Trinidad & Tobago	2,174	0.7%	1,687	0.6%	29%
Other	5,619	1.9%	4,785	1.8%	17%
<b>Total</b>	<b>17,852</b>	<b>6.1%</b>	<b>16,127</b>	<b>5.9%</b>	<b>11%</b>
<b>Europe</b>					
Austria	679	0.2%	729	0.3%	-7%
Belgium	6,164	2.1%	5,243	1.9%	18%
Denmark	375	0.1%	282	0.1%	33%
France	815	0.3%	803	0.3%	1%
Germany	18,507	6.4%	13,303	4.9%	39%
Italy	599	0.2%	596	0.2%	1%
Netherlands	144,121	49.6%	135,979	50.1%	6%
Spain	757	0.3%	784	0.3%	-3%
Sweden	512	0.2%	1,596	0.6%	-68%
Switzerland	793	0.3%	982	0.4%	-19%
United Kingdom	1,634	0.6%	1,692	0.6%	-3%
Other	3,520	1.2%	4,102	1.5%	-14%
<b>Total</b>	<b>178,476</b>	<b>61.4%</b>	<b>166,091</b>	<b>61.2%</b>	<b>7%</b>
<b>Others</b>					
Not Stated	115	0.0%	463	0.2%	-75%
Other	2,274	0.8%	2,088	0.8%	9%
<b>Total</b>	<b>2,389</b>	<b>0.8%</b>	<b>2,551</b>	<b>0.9%</b>	<b>-6%</b>
<b>Overall</b>	<b>290,559</b>	<b>100.0%</b>	<b>271,173</b>	<b>100.0%</b>	<b>7%</b>

	2019YTD	% Total	2018YTD	% Total	% Change
	123,466	5.9%	112,246	6.0%	10%
	269,522	12.9%	244,501	13.0%	10%
<b>Total</b>	<b>392,988</b>	<b>18.9%</b>	<b>356,747</b>	<b>19.0%</b>	<b>10%</b>
	8,954	0.4%	11,768	0.6%	-24%
	44,071	2.1%	35,027	1.9%	26%
	5,760	0.3%	3,030	0.2%	90%
	104,434	5.0%	76,856	4.1%	36%
	5,024	0.2%	3,024	0.2%	66%
	6,364	0.3%	4,406	0.2%	44%
	25,729	1.2%	24,132	1.3%	7%
	37,198	1.8%	38,306	2.0%	-3%
	17,137	0.8%	11,658	0.6%	47%
<b>Total</b>	<b>254,671</b>	<b>12.2%</b>	<b>208,207</b>	<b>11.1%</b>	<b>22%</b>
	29,628	1.4%	32,085	1.7%	-8%
	15,395	0.7%	12,479	0.7%	23%
	5,066	0.2%	6,083	0.3%	-17%
	2,987	0.1%	2,124	0.1%	41%
	10,214	0.5%	7,991	0.4%	28%
	33,633	1.6%	27,502	1.5%	22%
<b>Total</b>	<b>96,923</b>	<b>4.7%</b>	<b>88,264</b>	<b>4.7%</b>	<b>10%</b>
	6,968	0.3%	4,985	0.3%	40%
	34,206	1.6%	33,206	1.8%	3%
	3,832	0.2%	4,246	0.2%	-10%
	14,257	0.7%	7,827	0.4%	82%
	129,791	6.2%	106,640	5.7%	22%
	5,849	0.3%	4,791	0.3%	22%
	1,066,205	51.2%	983,123	52.3%	8%
	4,813	0.2%	4,627	0.2%	4%
	7,254	0.3%	11,015	0.6%	-34%
	10,753	0.5%	11,278	0.6%	-5%
	13,586	0.7%	12,146	0.6%	12%
	27,418	1.3%	27,125	1.4%	1%
<b>Total</b>	<b>1,324,932</b>	<b>63.6%</b>	<b>1,211,009</b>	<b>64.4%</b>	<b>9%</b>
	1,277	0.1%	3,212	0.2%	-60%
	12,684	0.6%	13,056	0.7%	-3%
<b>Total</b>	<b>13,961</b>	<b>0.7%</b>	<b>16,268</b>	<b>0.9%</b>	<b>-14%</b>
<b>Overall</b>	<b>2,083,475</b>	<b>100.0%</b>	<b>1,880,495</b>	<b>100.0%</b>	<b>11%</b>

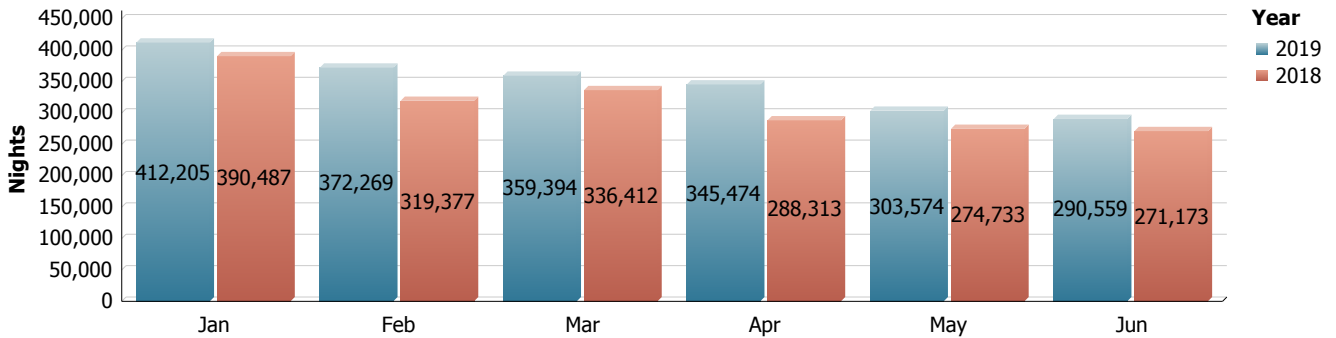
### Stay over



### Day trippers



### Stay over nights



### Cruise arrivals

