

Overall Visitor Arrival Performance (Jun / 2017)

Total Stayover Arrivals by Region

Region	Jun/2017	% Total	Jun/2016	% Total	% Change
North America	5,988	21%	5,557	19%	8%
South America	6,181	22%	7,444	26%	-17%
Caribbean	1,969	7%	2,692	9%	-27%
Europe	12,937	46%	12,079	42%	7%
Others	882	3%	945	3%	-7%
Total	27,957	100%	28,717	100%	-3%

2017YTD	% Total	2016YTD	% Total	% Change
44,378	22%	43,902	20%	1%
37,215	18%	56,411	25%	-34%
12,797	6%	16,041	7%	-20%
101,794	51%	102,725	46%	-1%
5,242	3%	5,643	3%	-7%
201,426	100%	224,722	100%	-10%

Total Daytrippers

	Jun/2017	% Total	Jun/2016	% Total	% Change
Day Trippers	1,690	100%	2,455	100%	-31%

2017YTD	% Total	2016YTD	% Total	% Change
12,407	100%	15,895	100%	-22%

Total Nights by Region

Region	Jun/2017	% Total	Jun/2016	% Total	% Change
North America	38,230	15.8%	35,789	15.4%	7%
South America	45,200	18.7%	49,122	21.1%	-8%
Caribbean	10,285	4.3%	12,481	5.4%	-18%
Europe	142,320	59.0%	132,228	56.9%	8%
Others	5,255	2.2%	2,944	1.3%	78%
Total	241,290	100%	232,564	100%	4%

2017YTD	% Total	2016YTD	% Total	% Change
300,955	16.9%	289,110	16.2%	4%
265,737	15.0%	339,884	19.1%	-22%
74,305	4.2%	83,399	4.7%	-11%
1,110,816	62.5%	1,048,143	58.9%	6%
24,701	1.4%	19,302	1.1%	28%
1,776,514	100%	1,779,838	100%	0%

Total Cruise Arrivals

	Jun/2017	% Total	Jun/2016	% Total	% Change
Cruise Arrivals	30,294	100%	22,858	100%	33%
Cruise Calls	11	100%	7	100%	57%

2017YTD	% Total	2016YTD	% Total	% Change
306,395	100%	270,012	100%	13%
137	100%	133	100%	3%

Total Arrivals

	Jun/2017	% Total	Jun/2016	% Total	% Change
Cruise Arrivals	30,294	51%	22,858	42%	33%
Day Trippers	1,690	3%	2,455	5%	-31%
Stayovers	27,957	47%	28,717	53%	-3%
Total	59,941	100%	54,030	100%	11%

2017YTD	% Total	2016YTD	% Total	% Change
306,395	59%	270,012	53%	13%
12,407	2%	15,895	3%	-22%
201,426	39%	224,722	44%	-10%
520,228	100%	510,629	100%	2%

Source

Stayover: Immigration database / CTB
Visitor Nights: Immigration database / CTB
Cruise calls / passengers: CPA



Pietermaai 19, Curaçao, Dutch Caribbean
 Phone: (599-9) 434-8200 * Fax: (599-9) 461-5017
 Email: info@curacao.com
 Website: www.curacao.com

Stayover Visitor Arrival (Jun / 2017)

	Jun/2017	% Total	Jun/2016	% Total	% Change
North America					
Canada	661	2.4%	612	2.1%	8%
United States	5,327	19.1%	4,945	17.2%	8%
Total	5,988	21.4%	5,557	19.4%	7.76%
South America					
Argentina	165	0.6%	137	0.5%	20%
Brazil	708	2.5%	684	2.4%	4%
Chile	45	0.2%	49	0.2%	-8%
Colombia	1,965	7.0%	1,442	5.0%	36%
Ecuador	247	0.9%	118	0.4%	109%
Guyana	17	0.1%	167	0.6%	-90%
Panama	177	0.6%	100	0.3%	77%
Suriname	584	2.1%	527	1.8%	11%
Venezuela	2,113	7.6%	3,939	13.7%	-46%
Other	160	0.6%	281	1.0%	-43%
Total	6,181	22.1%	7,444	25.9%	-16.97%
Caribbean					
Aruba	869	3.1%	1,163	4.0%	-25%
Barbados	26	0.1%	34	0.1%	-24%
Dom. Rep.	436	1.6%	357	1.2%	22%
Haiti	67	0.2%	78	0.3%	-14%
Jamaica	53	0.2%	192	0.7%	-72%
Trinidad & Tobago	427	1.5%	673	2.3%	-37%
Other	91	0.3%	195	0.7%	-53%
Total	1,969	7.0%	2,692	9.4%	-26.86%
Europe					
Austria	51	0.2%	54	0.2%	-6%
Belgium	334	1.2%	333	1.2%	0%
Denmark	20	0.1%	31	0.1%	-35%
Finland	19	0.1%	20	0.1%	-5%
France	81	0.3%	96	0.3%	-16%
Germany	1,489	5.3%	1,109	3.9%	34%
Italy	66	0.2%	70	0.2%	-6%
Netherlands	10,175	36.4%	9,648	33.6%	5%
Norway	58	0.2%	63	0.2%	-8%
Sweden	92	0.3%	87	0.3%	6%
Switzerland	124	0.4%	108	0.4%	15%
United Kingdom	145	0.5%	179	0.6%	-19%
Other	283	1.0%	281	1.0%	1%
Total	12,937	46.3%	12,079	42.1%	7.10%
Others					
Not Stated	385	1.4%	482	1.7%	-20%
Other	497	1.8%	463	1.6%	7%
Total	882	3.2%	945	3.3%	-6.67%
Overall	27,957	100.0%	28,717	100.0%	-3%

2017YTD	% Total	2016YTD	% Total	% Change
12,698	6.3%	12,259	5.5%	4%
31,680	15.7%	31,643	14.1%	0%
44,378	22.0%	43,902	19.5%	1%
1,427	0.7%	925	0.4%	54%
4,842	2.4%	4,774	2.1%	1%
304	0.2%	294	0.1%	3%
7,945	3.9%	6,642	3.0%	20%
1,716	0.9%	717	0.3%	139%
433	0.2%	1,125	0.5%	-62%
734	0.4%	657	0.3%	12%
3,434	1.7%	4,370	1.9%	-21%
15,308	7.6%	35,583	15.8%	-57%
1,072	0.5%	1,324	0.6%	-19%
37,215	18.5%	56,411	25.1%	-34%
5,564	2.8%	7,612	3.4%	-27%
254	0.1%	169	0.1%	50%
2,130	1.1%	2,075	0.9%	3%
783	0.4%	756	0.3%	4%
652	0.3%	1,033	0.5%	-37%
2,224	1.1%	3,576	1.6%	-38%
1,190	0.6%	820	0.4%	45%
12,797	6.4%	16,041	7.1%	-20%
651	0.3%	843	0.4%	-23%
3,400	1.7%	3,595	1.6%	-5%
443	0.2%	419	0.2%	6%
301	0.1%	464	0.2%	-35%
807	0.4%	992	0.4%	-19%
11,487	5.7%	11,410	5.1%	1%
556	0.3%	766	0.3%	-27%
77,724	38.6%	76,964	34.2%	1%
383	0.2%	441	0.2%	-13%
1,030	0.5%	1,280	0.6%	-20%
1,391	0.7%	1,459	0.6%	-5%
1,234	0.6%	1,379	0.6%	-11%
2,387	1.2%	2,713	1.2%	-12%
101,794	50.5%	102,725	45.7%	-1%
2,007	1.0%	2,690	1.2%	-25%
3,235	1.6%	2,953	1.3%	10%
5,242	2.6%	5,643	2.5%	-7%
201,426	100.0%	224,722	100.0%	-10%



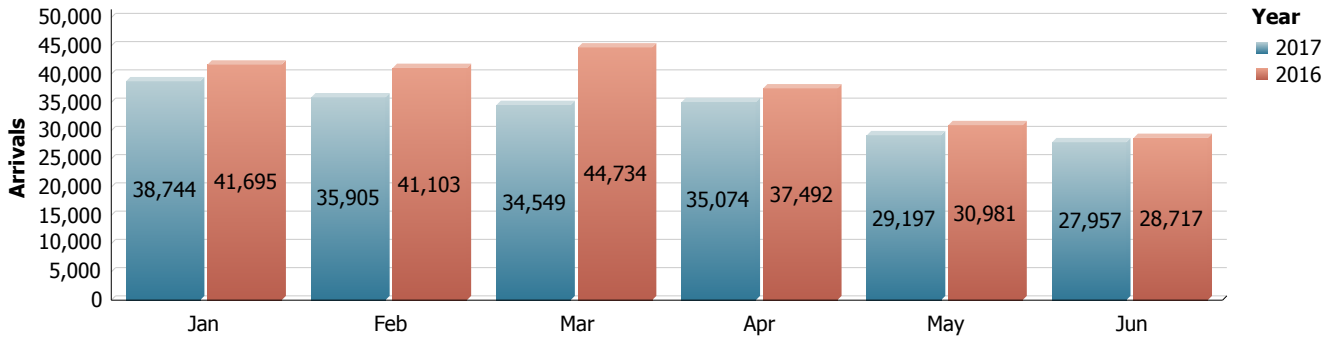
Pietermaai 19, Curacao, Dutch Caribbean
 Phone: (599-9) 434-8200 * Fax: (599-9) 461-5017
 Email: info@curacao.com
 Website: www.curacao.com

Stayover Visitor Nights (Jun / 2017)

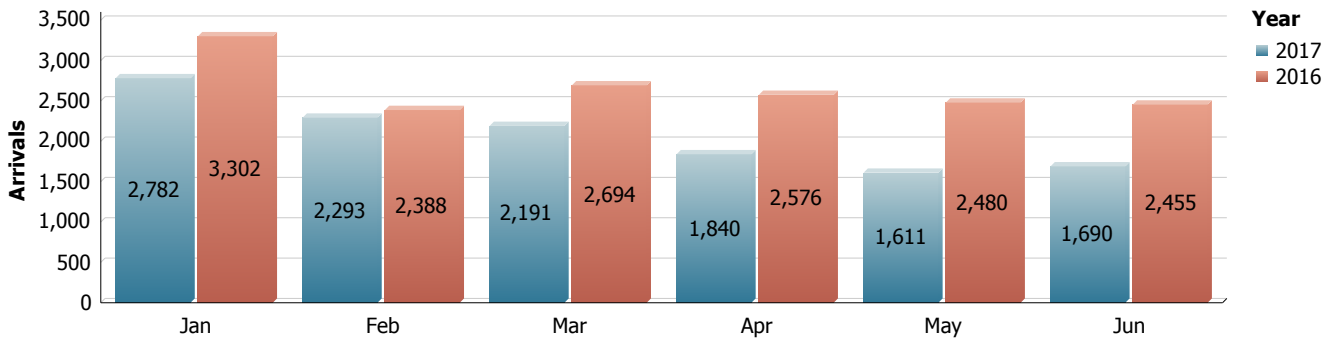
	Jun/2017	% Total	Jun/2016	% Total	% Change
North America					
Canada	4,945	2.0%	4,812	2.1%	3%
United States	33,285	13.8%	30,977	13.3%	7%
Total	38,230	15.8%	35,789	15.4%	7%
South America					
Argentina	1,005	0.4%	757	0.3%	33%
Brazil	4,774	2.0%	4,810	2.1%	-1%
Chile	317	0.1%	339	0.1%	-6%
Colombia	16,761	6.9%	12,804	5.5%	31%
Ecuador	1,181	0.5%	616	0.3%	92%
Guyana	76	0.0%	788	0.3%	-90%
Panama	873	0.4%	584	0.3%	49%
Suriname	3,568	1.5%	3,044	1.3%	17%
Venezuela	15,467	6.4%	23,423	10.1%	-34%
Other	1,178	0.5%	1,957	0.8%	-40%
Total	45,200	18.7%	49,122	21.1%	-8%
Caribbean					
Aruba	3,762	1.6%	4,781	2.1%	-21%
Barbados	128	0.1%	120	0.1%	7%
Dom. Rep.	2,900	1.2%	2,272	1.0%	28%
Haiti	526	0.2%	447	0.2%	18%
Jamaica	507	0.2%	1,329	0.6%	-62%
Trinidad & Tobago	1,810	0.8%	2,505	1.1%	-28%
Other	652	0.3%	1,027	0.4%	-37%
Total	10,285	4.3%	12,481	5.4%	-18%
Europe					
Austria	432	0.2%	620	0.3%	-30%
Belgium	4,083	1.7%	3,655	1.6%	12%
Denmark	183	0.1%	258	0.1%	-29%
Finland	404	0.2%	168	0.1%	140%
France	490	0.2%	890	0.4%	-45%
Germany	16,952	7.0%	12,318	5.3%	38%
Italy	556	0.2%	358	0.2%	55%
Netherlands	112,638	46.7%	107,904	46.4%	4%
Norway	519	0.2%	632	0.3%	-18%
Sweden	736	0.3%	992	0.4%	-26%
Switzerland	1,142	0.5%	877	0.4%	30%
United Kingdom	1,231	0.5%	1,521	0.7%	-19%
Other	2,954	1.2%	2,035	0.9%	45%
Total	142,320	59.0%	132,228	56.9%	8%
Others					
Not Stated	171	0.1%	134	0.1%	28%
Other	5,084	2.1%	2,810	1.2%	81%
Total	5,255	2.2%	2,944	1.3%	78%
Overall	241,290	100.0%	232,564	100.0%	4%

	2017YTD	% Total	2016YTD	% Total	% Change
	100,668	5.7%	92,478	5.2%	9%
	200,287	11.3%	196,632	11.0%	2%
Total	300,955	16.9%	289,110	16.2%	4%
	9,734	0.5%	6,363	0.4%	53%
	31,014	1.7%	29,642	1.7%	5%
	2,240	0.1%	1,956	0.1%	15%
	69,254	3.9%	60,729	3.4%	14%
	9,208	0.5%	3,995	0.2%	130%
	2,196	0.1%	5,616	0.3%	-61%
	4,134	0.2%	3,124	0.2%	32%
	23,559	1.3%	28,549	1.6%	-17%
	106,960	6.0%	191,913	10.8%	-44%
	7,438	0.4%	7,997	0.4%	-7%
Total	265,737	15.0%	339,884	19.1%	-22%
	26,904	1.5%	32,741	1.8%	-18%
	1,420	0.1%	661	0.0%	115%
	19,137	1.1%	18,348	1.0%	4%
	5,404	0.3%	6,235	0.4%	-13%
	5,093	0.3%	7,501	0.4%	-32%
	9,709	0.5%	13,339	0.7%	-27%
	6,638	0.4%	4,574	0.3%	45%
Total	74,305	4.2%	83,399	4.7%	-11%
	6,185	0.3%	7,920	0.4%	-22%
	35,165	2.0%	32,582	1.8%	8%
	3,783	0.2%	3,739	0.2%	1%
	2,992	0.2%	4,143	0.2%	-28%
	5,966	0.3%	8,405	0.5%	-29%
	127,371	7.2%	114,265	6.4%	11%
	4,998	0.3%	6,708	0.4%	-25%
	865,849	48.7%	809,411	45.5%	7%
	3,380	0.2%	3,974	0.2%	-15%
	9,166	0.5%	11,664	0.7%	-21%
	13,617	0.8%	12,748	0.7%	7%
	10,812	0.6%	12,322	0.7%	-12%
	21,532	1.2%	20,262	1.1%	6%
Total	1,110,816	62.5%	1,048,143	58.9%	6%
	1,412	0.1%	2,654	0.1%	-47%
	23,289	1.3%	16,648	0.9%	40%
Total	24,701	1.4%	19,302	1.1%	28%
Overall	1,776,514	100.0%	1,779,838	100.0%	0%

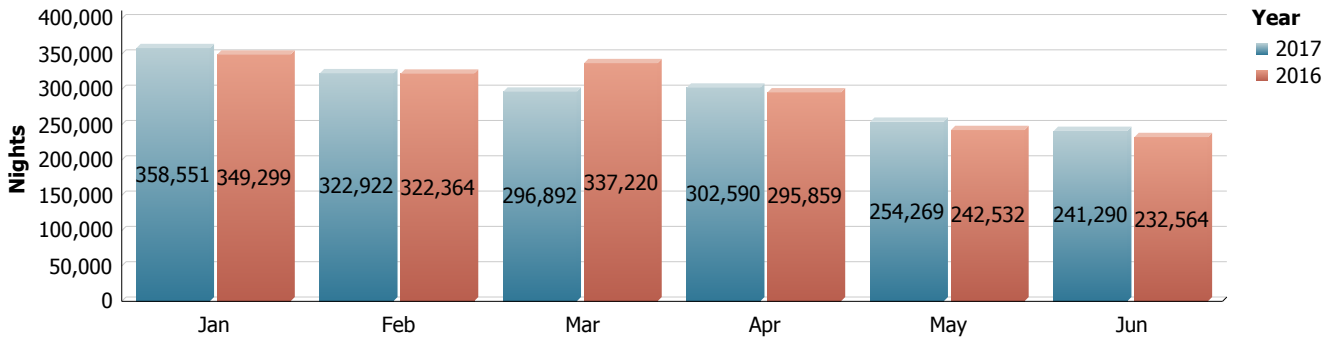
Stay over



Day trippers



Stay over nights



Cruise arrivals

