

## Overall Visitor Arrival Performance (Jul / 2017)

### Total Stayover Arrivals by Region

Region	Jul/2017	% Total	Jul/2016	% Total	% Change
North America	5,207	17%	5,654	15%	-8%
South America	5,510	19%	8,662	24%	-36%
Caribbean	2,176	7%	3,424	9%	-36%
Europe	16,075	54%	17,425	47%	-8%
Others	805	3%	1,566	4%	-49%
<b>Total</b>	<b>29,773</b>	<b>100%</b>	<b>36,731</b>	<b>100%</b>	<b>-19%</b>

2017YTD	% Total	2016YTD	% Total	% Change
49,586	21%	49,557	19%	0%
42,727	18%	65,073	25%	-34%
14,974	6%	19,465	7%	-23%
117,872	51%	120,149	46%	-2%
6,041	3%	7,209	3%	-16%
<b>231,200</b>	<b>100%</b>	<b>261,453</b>	<b>100%</b>	<b>-12%</b>

### Total Daytrippers

	Jul/2017	% Total	Jul/2016	% Total	% Change
Day Trippers	1,622	100%	3,268	100%	-50%

2017YTD	% Total	2016YTD	% Total	% Change
14,027	100%	19,163	100%	-27%

### Total Nights by Region

Region	Jul/2017	% Total	Jul/2016	% Total	% Change
North America	35,719	11.7%	37,424	11.3%	-5%
South America	44,194	14.5%	57,956	17.5%	-24%
Caribbean	13,351	4.4%	20,350	6.1%	-34%
Europe	208,295	68.4%	212,947	64.2%	-2%
Others	3,166	1.0%	2,794	0.8%	13%
<b>Total</b>	<b>304,725</b>	<b>100%</b>	<b>331,471</b>	<b>100%</b>	<b>-8%</b>

2017YTD	% Total	2016YTD	% Total	% Change
336,703	16.2%	326,541	15.5%	3%
309,978	14.9%	397,840	18.8%	-22%
87,656	4.2%	103,749	4.9%	-16%
1,319,138	63.4%	1,261,090	59.7%	5%
27,867	1.3%	22,096	1.0%	26%
<b>2,081,342</b>	<b>100%</b>	<b>2,111,316</b>	<b>100%</b>	<b>-1%</b>

### Total Cruise Arrivals

	Jul/2017	% Total	Jul/2016	% Total	% Change
Cruise Arrivals	33,902	100%	18,614	100%	82%
Cruise Calls	12	100%	6	100%	100%

2017YTD	% Total	2016YTD	% Total	% Change
340,297	100%	288,626	100%	18%
149	100%	139	100%	7%

### Total Arrivals

	Jul/2017	% Total	Jul/2016	% Total	% Change
Cruise Arrivals	33,902	52%	18,614	32%	82%
Day Trippers	1,622	2%	3,268	6%	-50%
Stayovers	29,773	46%	36,731	63%	-19%
<b>Total</b>	<b>65,297</b>	<b>100%</b>	<b>58,613</b>	<b>100%</b>	<b>11%</b>

2017YTD	% Total	2016YTD	% Total	% Change
340,297	58%	288,626	51%	18%
14,027	2%	19,163	3%	-27%
231,200	39%	261,453	46%	-12%
<b>585,524</b>	<b>100%</b>	<b>569,242</b>	<b>100%</b>	<b>3%</b>

### Source

**Stayover:** Immigration database / CTB  
**Visitor Nights:** Immigration database / CTB  
**Cruise calls / passengers:** CPA



Pietermaai 19, Curaçao, Dutch Caribbean  
 Phone: (599-9) 434-8200 \* Fax: (599-9) 461-5017  
 Email: info@curacao.com  
 Website: www.curacao.com

### Stayover Visitor Arrival (Jul / 2017)

	Jul/2017	% Total	Jul/2016	% Total	% Change
<b>North America</b>					
Canada	596	2.0%	556	1.5%	7%
United States	4,611	15.5%	5,098	13.9%	-10%
<b>Total</b>	<b>5,207</b>	<b>17.5%</b>	<b>5,654</b>	<b>15.4%</b>	<b>-7.91%</b>
<b>South America</b>					
Argentina	177	0.6%	250	0.7%	-29%
Brazil	823	2.8%	1,121	3.1%	-27%
Chile	50	0.2%	53	0.1%	-6%
Colombia	1,515	5.1%	1,397	3.8%	8%
Ecuador	169	0.6%	178	0.5%	-5%
Guyana	100	0.3%	182	0.5%	-45%
Panama	101	0.3%	85	0.2%	19%
Suriname	367	1.2%	514	1.4%	-29%
Venezuela	2,016	6.8%	4,639	12.6%	-57%
Other	192	0.6%	243	0.7%	-21%
<b>Total</b>	<b>5,510</b>	<b>18.5%</b>	<b>8,662</b>	<b>23.6%</b>	<b>-36.39%</b>
<b>Caribbean</b>					
Aruba	1,051	3.5%	1,451	4.0%	-28%
Barbados	20	0.1%	29	0.1%	-31%
Dom. Rep.	367	1.2%	371	1.0%	-1%
Haiti	85	0.3%	181	0.5%	-53%
Jamaica	37	0.1%	205	0.6%	-82%
Trinidad & Tobago	465	1.6%	1,022	2.8%	-55%
Other	151	0.5%	165	0.4%	-8%
<b>Total</b>	<b>2,176</b>	<b>7.3%</b>	<b>3,424</b>	<b>9.3%</b>	<b>-36.45%</b>
<b>Europe</b>					
Austria	127	0.4%	130	0.4%	-2%
Belgium	650	2.2%	732	2.0%	-11%
Denmark	69	0.2%	78	0.2%	-12%
Finland	27	0.1%	25	0.1%	8%
France	132	0.4%	179	0.5%	-26%
Germany	965	3.2%	1,126	3.1%	-14%
Italy	48	0.2%	57	0.2%	-16%
Netherlands	13,204	44.3%	14,012	38.1%	-6%
Norway	99	0.3%	170	0.5%	-42%
Sweden	82	0.3%	128	0.3%	-36%
Switzerland	240	0.8%	282	0.8%	-15%
United Kingdom	141	0.5%	261	0.7%	-46%
Other	291	1.0%	245	0.7%	19%
<b>Total</b>	<b>16,075</b>	<b>54.0%</b>	<b>17,425</b>	<b>47.4%</b>	<b>-7.75%</b>
<b>Others</b>					
Not Stated	399	1.3%	1,112	3.0%	-64%
Other	406	1.4%	454	1.2%	-11%
<b>Total</b>	<b>805</b>	<b>2.7%</b>	<b>1,566</b>	<b>4.3%</b>	<b>-48.60%</b>
<b>Overall</b>	<b>29,773</b>	<b>100.0%</b>	<b>36,731</b>	<b>100.0%</b>	<b>-19%</b>

	2017YTD	% Total	2016YTD	% Total	% Change
	13,295	5.8%	12,815	4.9%	4%
	36,291	15.7%	36,742	14.1%	-1%
	<b>49,586</b>	<b>21.4%</b>	<b>49,557</b>	<b>19.0%</b>	<b>0%</b>
	1,604	0.7%	1,175	0.4%	37%
	5,665	2.5%	5,895	2.3%	-4%
	355	0.2%	347	0.1%	2%
	9,460	4.1%	8,039	3.1%	18%
	1,885	0.8%	895	0.3%	111%
	533	0.2%	1,307	0.5%	-59%
	835	0.4%	742	0.3%	13%
	3,801	1.6%	4,884	1.9%	-22%
	17,325	7.5%	40,222	15.4%	-57%
	1,264	0.5%	1,567	0.6%	-19%
	<b>42,727</b>	<b>18.5%</b>	<b>65,073</b>	<b>24.9%</b>	<b>-34%</b>
	6,615	2.9%	9,063	3.5%	-27%
	274	0.1%	198	0.1%	38%
	2,497	1.1%	2,446	0.9%	2%
	868	0.4%	937	0.4%	-7%
	689	0.3%	1,238	0.5%	-44%
	2,689	1.2%	4,598	1.8%	-42%
	1,342	0.6%	985	0.4%	36%
	<b>14,974</b>	<b>6.5%</b>	<b>19,465</b>	<b>7.4%</b>	<b>-23%</b>
	778	0.3%	973	0.4%	-20%
	4,050	1.8%	4,327	1.7%	-6%
	512	0.2%	497	0.2%	3%
	328	0.1%	489	0.2%	-33%
	939	0.4%	1,171	0.4%	-20%
	12,452	5.4%	12,536	4.8%	-1%
	604	0.3%	823	0.3%	-27%
	90,931	39.3%	90,975	34.8%	0%
	482	0.2%	611	0.2%	-21%
	1,112	0.5%	1,408	0.5%	-21%
	1,631	0.7%	1,741	0.7%	-6%
	1,375	0.6%	1,640	0.6%	-16%
	2,678	1.2%	2,958	1.1%	-9%
	<b>117,872</b>	<b>51.0%</b>	<b>120,149</b>	<b>46.0%</b>	<b>-2%</b>
	2,400	1.0%	3,802	1.5%	-37%
	3,641	1.6%	3,407	1.3%	7%
	<b>6,041</b>	<b>2.6%</b>	<b>7,209</b>	<b>2.8%</b>	<b>-16%</b>
	<b>231,200</b>	<b>100.0%</b>	<b>261,453</b>	<b>100.0%</b>	<b>-12%</b>



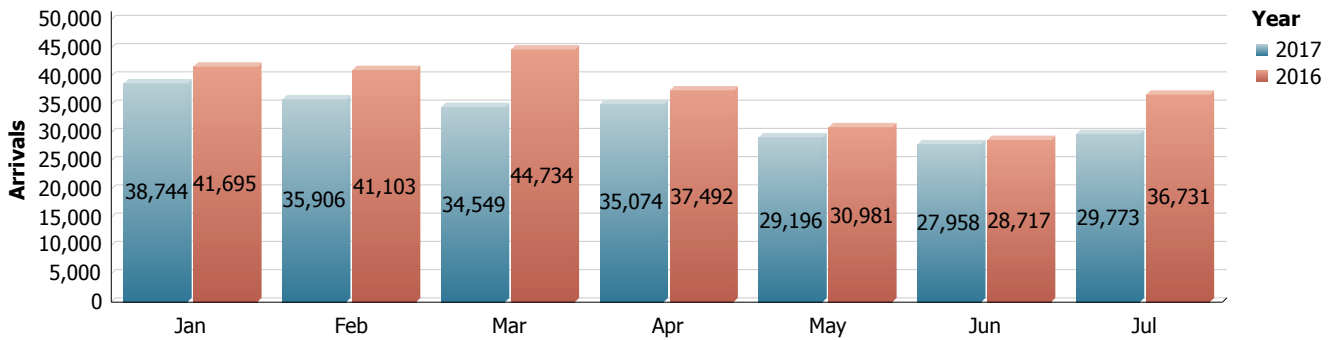
Pietermaai 19, Curaçao, Dutch Caribbean  
 Phone: (599-9) 434-8200 \* Fax: (599-9) 461-5017  
 Email: info@curacao.com  
 Website: www.curacao.com

### Stayover Visitor Nights (Jul / 2017)

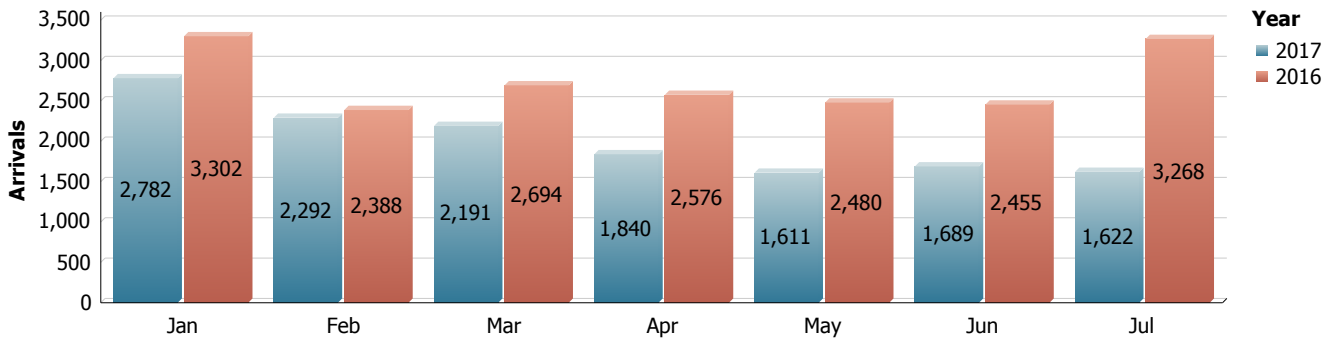
	Jul/2017	% Total	Jul/2016	% Total	% Change
<b>North America</b>					
Canada	5,183	1.7%	4,049	1.2%	28%
United States	30,536	10.0%	33,375	10.1%	-9%
<b>Total</b>	<b>35,719</b>	<b>11.7%</b>	<b>37,424</b>	<b>11.3%</b>	<b>-5%</b>
<b>South America</b>					
Argentina	1,223	0.4%	1,662	0.5%	-26%
Brazil	5,282	1.7%	7,127	2.2%	-26%
Chile	397	0.1%	540	0.2%	-26%
Colombia	13,037	4.3%	11,969	3.6%	9%
Ecuador	1,118	0.4%	1,050	0.3%	6%
Guyana	487	0.2%	1,094	0.3%	-55%
Panama	534	0.2%	399	0.1%	34%
Suriname	2,806	0.9%	3,035	0.9%	-8%
Venezuela	17,796	5.8%	29,218	8.8%	-39%
Other	1,514	0.5%	1,862	0.6%	-19%
<b>Total</b>	<b>44,194</b>	<b>14.5%</b>	<b>57,956</b>	<b>17.5%</b>	<b>-24%</b>
<b>Caribbean</b>					
Aruba	6,049	2.0%	7,493	2.3%	-19%
Barbados	72	0.0%	131	0.0%	-45%
Dom. Rep.	2,572	0.8%	3,606	1.1%	-29%
Haiti	694	0.2%	1,034	0.3%	-33%
Jamaica	355	0.1%	2,100	0.6%	-83%
Trinidad & Tobago	2,357	0.8%	4,303	1.3%	-45%
Other	1,252	0.4%	1,683	0.5%	-26%
<b>Total</b>	<b>13,351</b>	<b>4.4%</b>	<b>20,350</b>	<b>6.1%</b>	<b>-34%</b>
<b>Europe</b>					
Austria	1,618	0.5%	1,336	0.4%	21%
Belgium	7,297	2.4%	7,501	2.3%	-3%
Denmark	618	0.2%	685	0.2%	-10%
Finland	314	0.1%	320	0.1%	-2%
France	1,382	0.5%	1,591	0.5%	-13%
Germany	12,297	4.0%	13,655	4.1%	-10%
Italy	470	0.2%	541	0.2%	-13%
Netherlands	175,897	57.7%	176,758	53.3%	0%
Norway	807	0.3%	1,501	0.5%	-46%
Sweden	811	0.3%	1,230	0.4%	-34%
Switzerland	2,618	0.9%	2,906	0.9%	-10%
United Kingdom	1,471	0.5%	2,568	0.8%	-43%
Other	2,695	0.9%	2,355	0.7%	14%
<b>Total</b>	<b>208,295</b>	<b>68.4%</b>	<b>212,947</b>	<b>64.2%</b>	<b>-2%</b>
<b>Others</b>					
Not Stated	181	0.1%	172	0.1%	5%
Other	2,985	1.0%	2,622	0.8%	14%
<b>Total</b>	<b>3,166</b>	<b>1.0%</b>	<b>2,794</b>	<b>0.8%</b>	<b>13%</b>
<b>Overall</b>	<b>304,725</b>	<b>100.0%</b>	<b>331,471</b>	<b>100.0%</b>	<b>-8%</b>

	2017YTD	% Total	2016YTD	% Total	% Change
	105,852	5.1%	96,527	4.6%	10%
	230,851	11.1%	230,014	10.9%	0%
<b>Total</b>	<b>336,703</b>	<b>16.2%</b>	<b>326,541</b>	<b>15.5%</b>	<b>3%</b>
	10,957	0.5%	8,025	0.4%	37%
	36,296	1.7%	36,769	1.7%	-1%
	2,640	0.1%	2,496	0.1%	6%
	82,291	4.0%	72,698	3.4%	13%
	10,326	0.5%	5,045	0.2%	105%
	2,683	0.1%	6,710	0.3%	-60%
	4,668	0.2%	3,523	0.2%	33%
	26,365	1.3%	31,584	1.5%	-17%
	124,800	6.0%	221,131	10.5%	-44%
	8,952	0.4%	9,859	0.5%	-9%
<b>Total</b>	<b>309,978</b>	<b>14.9%</b>	<b>397,840</b>	<b>18.8%</b>	<b>-22%</b>
	32,953	1.6%	40,234	1.9%	-18%
	1,492	0.1%	792	0.0%	88%
	21,709	1.0%	21,954	1.0%	-1%
	6,098	0.3%	7,269	0.3%	-16%
	5,448	0.3%	9,601	0.5%	-43%
	12,066	0.6%	17,642	0.8%	-32%
	7,890	0.4%	6,257	0.3%	26%
<b>Total</b>	<b>87,656</b>	<b>4.2%</b>	<b>103,749</b>	<b>4.9%</b>	<b>-16%</b>
	7,803	0.4%	9,256	0.4%	-16%
	42,462	2.0%	40,083	1.9%	6%
	4,401	0.2%	4,424	0.2%	-1%
	3,306	0.2%	4,463	0.2%	-26%
	7,348	0.4%	9,996	0.5%	-26%
	139,668	6.7%	127,920	6.1%	9%
	5,468	0.3%	7,249	0.3%	-25%
	1,041,773	50.1%	986,169	46.7%	6%
	4,187	0.2%	5,475	0.3%	-24%
	9,977	0.5%	12,894	0.6%	-23%
	16,235	0.8%	15,654	0.7%	4%
	12,283	0.6%	14,890	0.7%	-18%
	24,227	1.2%	22,617	1.1%	7%
<b>Total</b>	<b>1,319,138</b>	<b>63.4%</b>	<b>1,261,090</b>	<b>59.7%</b>	<b>5%</b>
	1,593	0.1%	2,826	0.1%	-44%
	26,274	1.3%	19,270	0.9%	36%
<b>Total</b>	<b>27,867</b>	<b>1.3%</b>	<b>22,096</b>	<b>1.0%</b>	<b>26%</b>
<b>Overall</b>	<b>2,081,342</b>	<b>100.0%</b>	<b>2,111,316</b>	<b>100.0%</b>	<b>-1%</b>

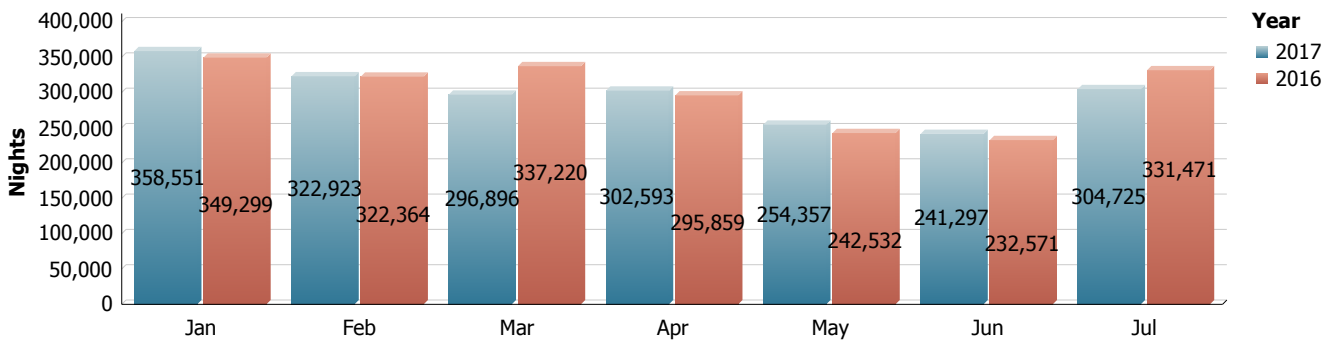
### Stay over



### Day trippers



### Stay over nights



### Cruise arrivals

