

## Overall Visitor Arrival Performance (Feb / 2019)

### Total Stayover Arrivals by Region

Region	Feb/2019	% Total	Feb/2018	% Total	% Change
North America	10,896	26%	9,388	27%	16%
South America	5,434	13%	4,111	12%	32%
Caribbean	2,123	5%	1,723	5%	23%
Europe	21,748	53%	18,898	54%	15%
Others	944	2%	653	2%	45%
<b>Total</b>	<b>41,145</b>	<b>100%</b>	<b>34,773</b>	<b>100%</b>	<b>18%</b>

2019YTD	% Total	2018YTD	% Total	% Change
21,431	25%	18,612	25%	15%
12,953	15%	10,168	14%	27%
4,248	5%	4,243	6%	0%
44,570	52%	39,990	54%	11%
2,094	2%	1,495	2%	40%
<b>85,296</b>	<b>100%</b>	<b>74,508</b>	<b>100%</b>	<b>14%</b>

### Total Daytrippers

	Feb/2019	% Total	Feb/2018	% Total	% Change
Day Trippers	1,424	100%	1,741	100%	-18%

2019YTD	% Total	2018YTD	% Total	% Change
3,410	100%	3,600	100%	-5%

### Total Nights by Region

Region	Feb/2019	% Total	Feb/2018	% Total	% Change
North America	80,324	21.7%	71,325	22.3%	13%
South America	39,253	10.6%	32,296	10.1%	22%
Caribbean	12,889	3.5%	11,520	3.6%	12%
Europe	236,194	63.7%	202,349	63.3%	17%
Others	1,949	0.5%	1,963	0.6%	-1%
<b>Total</b>	<b>370,609</b>	<b>100%</b>	<b>319,453</b>	<b>100%</b>	<b>16%</b>

2019YTD	% Total	2018YTD	% Total	% Change
161,134	20.6%	146,645	20.7%	10%
93,055	11.9%	77,120	10.9%	21%
26,071	3.3%	26,781	3.8%	-3%
497,640	63.6%	454,743	64.0%	9%
4,652	0.6%	4,694	0.7%	-1%
<b>782,552</b>	<b>100%</b>	<b>709,983</b>	<b>100%</b>	<b>10%</b>

### Total Cruise Arrivals

	Feb/2019	% Total	Feb/2018	% Total	% Change
Cruise Arrivals	74,458	100%	85,687	100%	-13%
Cruise Calls	31	100%	35	100%	-11%

2019YTD	% Total	2018YTD	% Total	% Change
194,819	100%	183,338	100%	6%
82	100%	77	100%	6%

### Total Arrivals

	Feb/2019	% Total	Feb/2018	% Total	% Change
Cruise Arrivals	74,458	64%	85,687	70%	-13%
Day Trippers	1,424	1%	1,741	1%	-18%
Stayovers	41,145	35%	34,773	28%	18%
<b>Total</b>	<b>117,027</b>	<b>100%</b>	<b>122,201</b>	<b>100%</b>	<b>-4%</b>

2019YTD	% Total	2018YTD	% Total	% Change
194,819	69%	183,338	70%	6%
3,410	1%	3,600	1%	-5%
85,296	30%	74,508	28%	14%
<b>283,525</b>	<b>100%</b>	<b>261,446</b>	<b>100%</b>	<b>8%</b>

### Source

**Stayover:** Immigration database / CTB  
**Visitor Nights:** Immigration database / CTB  
**Cruise calls / passengers:** CPA



Pietermaai 19, Curaçao, Dutch Caribbean  
 Phone: (599-9) 434-8200 \* Fax: (599-9) 461-5017  
 Email: info@curacao.com  
 Website: www.curacao.com

## Stayover Visitor Arrival (Feb / 2019)

	Feb/2019	% Total	Feb/2018	% Total	% Change
<b>North America</b>					
Canada	3,757	9.1%	3,154	9.1%	19%
United States	7,139	17.4%	6,234	17.9%	15%
<b>Total</b>	<b>10,896</b>	<b>26.5%</b>	<b>9,388</b>	<b>27.0%</b>	<b>16.06%</b>
<b>South America</b>					
Argentina	197	0.5%	296	0.9%	-33%
Brazil	922	2.2%	1,112	3.2%	-17%
Chile	193	0.5%	113	0.3%	71%
Colombia	1,609	3.9%	1,211	3.5%	33%
Ecuador	156	0.4%	66	0.2%	136%
Panama	122	0.3%	125	0.4%	-2%
Suriname	514	1.2%	507	1.5%	1%
Venezuela	1,286	3.1%	447	1.3%	188%
Other	435	1.1%	234	0.7%	86%
<b>Total</b>	<b>5,434</b>	<b>13.2%</b>	<b>4,111</b>	<b>11.8%</b>	<b>32.18%</b>
<b>Caribbean</b>					
Aruba	727	1.8%	701	2.0%	4%
Dom. Rep.	153	0.4%	87	0.3%	76%
Haiti	134	0.3%	122	0.4%	10%
Jamaica	49	0.1%	39	0.1%	26%
Trinidad & Tobago	238	0.6%	231	0.7%	3%
Other	822	2.0%	543	1.6%	51%
<b>Total</b>	<b>2,123</b>	<b>5.2%</b>	<b>1,723</b>	<b>5.0%</b>	<b>23.22%</b>
<b>Europe</b>					
Austria	178	0.4%	111	0.3%	60%
Belgium	448	1.1%	499	1.4%	-10%
Denmark	129	0.3%	132	0.4%	-2%
France	429	1.0%	267	0.8%	61%
Germany	1,708	4.2%	1,376	4.0%	24%
Italy	119	0.3%	120	0.3%	-1%
Netherlands	17,277	42.0%	14,845	42.7%	16%
Spain	74	0.2%	72	0.2%	3%
Sweden	250	0.6%	319	0.9%	-22%
Switzerland	201	0.5%	262	0.8%	-23%
United Kingdom	198	0.5%	258	0.7%	-23%
Other	737	1.8%	637	1.8%	16%
<b>Total</b>	<b>21,748</b>	<b>52.9%</b>	<b>18,898</b>	<b>54.3%</b>	<b>15.08%</b>
<b>Others</b>					
Not Stated	656	1.6%	386	1.1%	70%
Other	288	0.7%	267	0.8%	8%
<b>Total</b>	<b>944</b>	<b>2.3%</b>	<b>653</b>	<b>1.9%</b>	<b>44.56%</b>
<b>Overall</b>	<b>41,145</b>	<b>100.0%</b>	<b>34,773</b>	<b>100.0%</b>	<b>18%</b>

	2019YTD	% Total	2018YTD	% Total	% Change
	7,525	8.8%	6,455	8.7%	17%
	13,906	16.3%	12,157	16.3%	14%
<b>Total</b>	<b>21,431</b>	<b>25.1%</b>	<b>18,612</b>	<b>25.0%</b>	<b>15%</b>
	523	0.6%	846	1.1%	-38%
	2,368	2.8%	2,408	3.2%	-2%
	313	0.4%	167	0.2%	87%
	4,433	5.2%	3,523	4.7%	26%
	224	0.3%	101	0.1%	122%
	325	0.4%	264	0.4%	23%
	1,084	1.3%	957	1.3%	13%
	2,925	3.4%	1,400	1.9%	109%
	758	0.9%	502	0.7%	51%
<b>Total</b>	<b>12,953</b>	<b>15.2%</b>	<b>10,168</b>	<b>13.6%</b>	<b>27%</b>
	1,636	1.9%	1,903	2.6%	-14%
	284	0.3%	363	0.5%	-22%
	275	0.3%	227	0.3%	21%
	103	0.1%	85	0.1%	21%
	423	0.5%	452	0.6%	-6%
	1,527	1.8%	1,213	1.6%	26%
<b>Total</b>	<b>4,248</b>	<b>5.0%</b>	<b>4,243</b>	<b>5.7%</b>	<b>0%</b>
	343	0.4%	197	0.3%	74%
	913	1.1%	987	1.3%	-7%
	248	0.3%	229	0.3%	8%
	767	0.9%	414	0.6%	85%
	3,461	4.1%	2,696	3.6%	28%
	300	0.4%	278	0.4%	8%
	35,575	41.7%	31,963	42.9%	11%
	180	0.2%	163	0.2%	10%
	488	0.6%	709	1.0%	-31%
	407	0.5%	433	0.6%	-6%
	450	0.5%	523	0.7%	-14%
	1,438	1.7%	1,398	1.9%	3%
<b>Total</b>	<b>44,570</b>	<b>52.3%</b>	<b>39,990</b>	<b>53.7%</b>	<b>11%</b>
	1,488	1.7%	926	1.2%	61%
	606	0.7%	569	0.8%	7%
<b>Total</b>	<b>2,094</b>	<b>2.5%</b>	<b>1,495</b>	<b>2.0%</b>	<b>40%</b>
<b>Overall</b>	<b>85,296</b>	<b>100.0%</b>	<b>74,508</b>	<b>100.0%</b>	<b>14%</b>



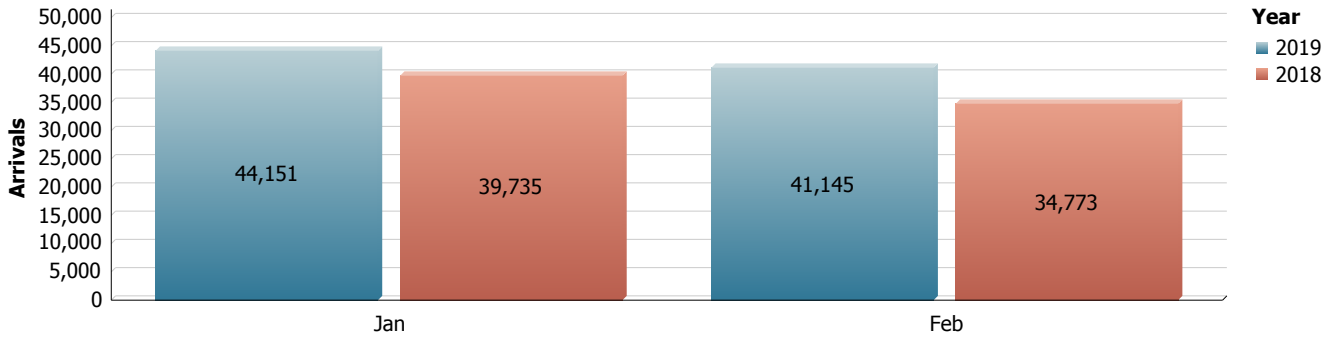
Pietermaai 19, Curacao, Dutch Caribbean  
 Phone: (599-9) 434-8200 \* Fax: (599-9) 461-5017  
 Email: info@curacao.com  
 Website: www.curacao.com

### Stayover Visitor Nights (Feb / 2019)

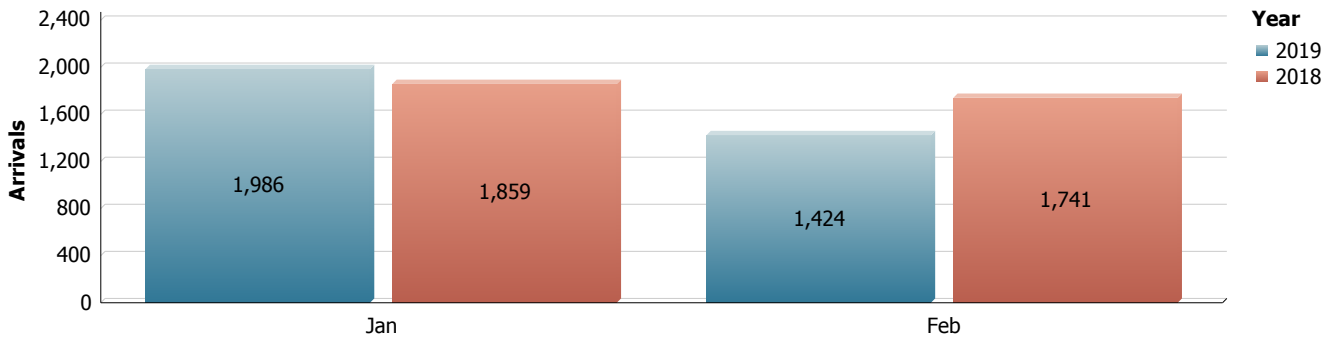
	Feb/2019	% Total	Feb/2018	% Total	% Change
<b>North America</b>					
Canada	31,967	8.6%	26,851	8.4%	19%
United States	48,357	13.0%	44,474	13.9%	9%
<b>Total</b>	<b>80,324</b>	<b>21.7%</b>	<b>71,325</b>	<b>22.3%</b>	<b>13%</b>
<b>South America</b>					
Argentina	1,282	0.3%	2,452	0.8%	-48%
Brazil	6,120	1.7%	6,795	2.1%	-10%
Chile	1,546	0.4%	1,000	0.3%	55%
Colombia	12,889	3.5%	11,833	3.7%	9%
Ecuador	822	0.2%	504	0.2%	63%
Panama	581	0.2%	559	0.2%	4%
Suriname	3,318	0.9%	4,016	1.3%	-17%
Venezuela	9,854	2.7%	3,652	1.1%	170%
Other	2,841	0.8%	1,485	0.5%	91%
<b>Total</b>	<b>39,253</b>	<b>10.6%</b>	<b>32,296</b>	<b>10.1%</b>	<b>22%</b>
<b>Caribbean</b>					
Aruba	3,648	1.0%	3,528	1.1%	3%
Dom. Rep.	2,084	0.6%	1,326	0.4%	57%
Haiti	906	0.2%	1,198	0.4%	-24%
Jamaica	494	0.1%	463	0.1%	7%
Trinidad & Tobago	947	0.3%	1,162	0.4%	-19%
Other	4,810	1.3%	3,843	1.2%	25%
<b>Total</b>	<b>12,889</b>	<b>3.5%</b>	<b>11,520</b>	<b>3.6%</b>	<b>12%</b>
<b>Europe</b>					
Austria	1,570	0.4%	905	0.3%	73%
Belgium	4,469	1.2%	4,025	1.3%	11%
Denmark	1,063	0.3%	929	0.3%	14%
France	3,922	1.1%	1,722	0.5%	128%
Germany	19,240	5.2%	16,418	5.1%	17%
Italy	1,225	0.3%	1,066	0.3%	15%
Netherlands	191,465	51.7%	164,261	51.4%	17%
Spain	780	0.2%	826	0.3%	-6%
Sweden	2,558	0.7%	2,631	0.8%	-3%
Switzerland	2,025	0.5%	2,172	0.7%	-7%
United Kingdom	1,697	0.5%	2,187	0.7%	-22%
Other	6,180	1.7%	5,207	1.6%	19%
<b>Total</b>	<b>236,194</b>	<b>63.7%</b>	<b>202,349</b>	<b>63.3%</b>	<b>17%</b>
<b>Others</b>					
Not Stated	307	0.1%	323	0.1%	-5%
Other	1,642	0.4%	1,640	0.5%	0%
<b>Total</b>	<b>1,949</b>	<b>0.5%</b>	<b>1,963</b>	<b>0.6%</b>	<b>-1%</b>
<b>Overall</b>	<b>370,609</b>	<b>100.0%</b>	<b>319,453</b>	<b>100.0%</b>	<b>16%</b>

2019YTD	% Total	2018YTD	% Total	% Change
65,255	8.3%	58,476	8.2%	12%
95,879	12.3%	88,169	12.4%	9%
<b>161,134</b>	<b>20.6%</b>	<b>146,645</b>	<b>20.7%</b>	<b>10%</b>
3,647	0.5%	6,833	1.0%	-47%
16,283	2.1%	15,569	2.2%	5%
2,599	0.3%	1,385	0.2%	88%
34,472	4.4%	30,908	4.4%	12%
1,289	0.2%	628	0.1%	105%
1,963	0.3%	1,522	0.2%	29%
6,765	0.9%	7,389	1.0%	-8%
20,835	2.7%	9,355	1.3%	123%
5,202	0.7%	3,531	0.5%	47%
<b>93,055</b>	<b>11.9%</b>	<b>77,120</b>	<b>10.9%</b>	<b>21%</b>
8,319	1.1%	9,453	1.3%	-12%
3,360	0.4%	3,267	0.5%	3%
2,022	0.3%	2,331	0.3%	-13%
849	0.1%	756	0.1%	12%
1,630	0.2%	2,080	0.3%	-22%
9,891	1.3%	8,894	1.3%	11%
<b>26,071</b>	<b>3.3%</b>	<b>26,781</b>	<b>3.8%</b>	<b>-3%</b>
3,687	0.5%	1,803	0.3%	104%
8,573	1.1%	8,692	1.2%	-1%
2,056	0.3%	2,115	0.3%	-3%
6,704	0.9%	3,436	0.5%	95%
39,802	5.1%	33,429	4.7%	19%
3,040	0.4%	2,616	0.4%	16%
405,959	51.9%	373,758	52.6%	9%
2,094	0.3%	1,687	0.2%	24%
4,531	0.6%	6,396	0.9%	-29%
4,100	0.5%	3,812	0.5%	8%
4,644	0.6%	4,458	0.6%	4%
12,450	1.6%	12,541	1.8%	-1%
<b>497,640</b>	<b>63.6%</b>	<b>454,743</b>	<b>64.0%</b>	<b>9%</b>
514	0.1%	582	0.1%	-12%
4,138	0.5%	4,112	0.6%	1%
<b>4,652</b>	<b>0.6%</b>	<b>4,694</b>	<b>0.7%</b>	<b>-1%</b>
<b>782,552</b>	<b>100.0%</b>	<b>709,983</b>	<b>100.0%</b>	<b>10%</b>

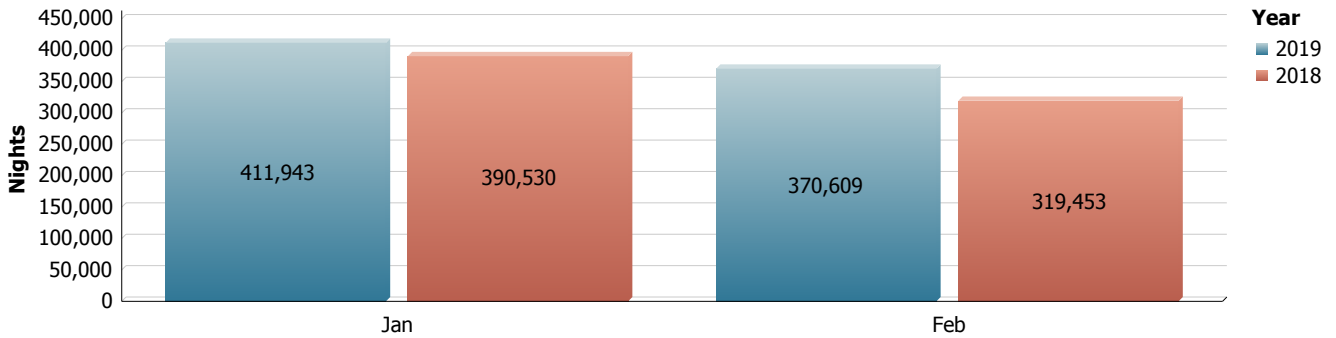
### Stay over



### Day trippers



### Stay over nights



### Cruise arrivals

