

Overall Visitor Arrival Performance (Aug / 2019)

Total Stayover Arrivals by Region

Region	Aug/2019	% Total	Aug/2018	% Total	% Change
North America	7,026	18%	7,628	21%	-8%
South America	6,412	16%	7,579	20%	-15%
Caribbean	5,112	13%	3,597	10%	42%
Europe	19,047	49%	17,109	46%	11%
Others	1,331	3%	1,181	3%	13%
Total	38,928	100%	37,094	100%	5%

2019YTD	% Total	2018YTD	% Total	% Change
70,181	22%	64,509	23%	9%
48,235	15%	40,639	15%	19%
25,641	8%	21,330	8%	20%
161,393	51%	145,683	52%	11%
8,480	3%	6,400	2%	32%
313,930	100%	278,561	100%	13%

Total Daytrippers

	Aug/2019	% Total	Aug/2018	% Total	% Change
Day Trippers	1,448	100%	1,654	100%	-12%

2019YTD	% Total	2018YTD	% Total	% Change
11,917	100%	13,269	100%	-10%

Total Nights by Region

Region	Aug/2019	% Total	Aug/2018	% Total	% Change
North America	44,315	13.6%	47,372	14.7%	-6%
South America	43,382	13.3%	53,294	16.5%	-19%
Caribbean	25,680	7.9%	20,596	6.4%	25%
Europe	209,949	64.4%	198,961	61.6%	6%
Others	2,435	0.7%	2,817	0.9%	-14%
Total	325,761	100%	323,040	100%	1%

2019YTD	% Total	2018YTD	% Total	% Change
486,145	17.5%	450,750	17.6%	8%
341,442	12.3%	303,120	11.8%	13%
145,194	5.2%	129,444	5.1%	12%
1,780,884	64.2%	1,656,520	64.7%	8%
18,493	0.7%	21,004	0.8%	-12%
2,772,158	100%	2,560,838	100%	8%

Total Cruise Arrivals

	Aug/2019	% Total	Aug/2018	% Total	% Change
Cruise Arrivals	34,531	100%	41,542	100%	-17%
Cruise Calls	13	100%	15	100%	-13%

2019YTD	% Total	2018YTD	% Total	% Change
503,419	100%	483,720	100%	4%
192	100%	187	100%	3%

Total Arrivals

	Aug/2019	% Total	Aug/2018	% Total	% Change
Cruise Arrivals	34,531	46%	41,542	52%	-17%
Day Trippers	1,448	2%	1,654	2%	-12%
Stayovers	38,928	52%	37,094	46%	5%
Total	74,907	100%	80,290	100%	-7%

2019YTD	% Total	2018YTD	% Total	% Change
503,419	61%	483,720	62%	4%
11,917	1%	13,269	2%	-10%
313,930	38%	278,561	36%	13%
829,266	100%	775,550	100%	7%

Source

Stayover: Immigration database / CTB
Visitor Nights: Immigration database / CTB
Cruise calls / passengers: CPA



Pietermaai 19, Curaçao, Dutch Caribbean
 Phone: (599-9) 434-8200 * Fax: (599-9) 461-5017
 Email: info@curacao.com
 Website: www.curacao.com

Stayover Visitor Arrival (Aug / 2019)

	Aug/2019	% Total	Aug/2018	% Total	% Change
North America					
Canada	718	1.8%	787	2.1%	-9%
United States	6,308	16.2%	6,841	18.4%	-8%
Total	7,026	18.0%	7,628	20.6%	-7.89%
South America					
Argentina	209	0.5%	210	0.6%	0%
Brazil	935	2.4%	1,075	2.9%	-13%
Chile	82	0.2%	60	0.2%	37%
Colombia	2,572	6.6%	2,155	5.8%	19%
Ecuador	159	0.4%	350	0.9%	-55%
Panama	163	0.4%	125	0.3%	30%
Suriname	1,320	3.4%	1,066	2.9%	24%
Venezuela	479	1.2%	1,978	5.3%	-76%
Other	493	1.3%	560	1.5%	-12%
Total	6,412	16.5%	7,579	20.4%	-15.40%
Caribbean					
Aruba	1,568	4.0%	1,511	4.1%	4%
Dom. Rep.	207	0.5%	223	0.6%	-7%
Haiti	73	0.2%	190	0.5%	-62%
Jamaica	130	0.3%	65	0.2%	100%
Trinidad & Tobago	1,635	4.2%	485	1.3%	237%
Other	1,499	3.9%	1,123	3.0%	33%
Total	5,112	13.1%	3,597	9.7%	42.12%
Europe					
Austria	79	0.2%	94	0.3%	-16%
Belgium	451	1.2%	513	1.4%	-12%
Denmark	17	0.0%	25	0.1%	-32%
France	283	0.7%	194	0.5%	46%
Germany	1,162	3.0%	1,169	3.2%	-1%
Italy	344	0.9%	208	0.6%	65%
Netherlands	15,861	40.7%	14,121	38.1%	12%
Spain	144	0.4%	113	0.3%	27%
Sweden	36	0.1%	34	0.1%	6%
Switzerland	116	0.3%	132	0.4%	-12%
United Kingdom	221	0.6%	212	0.6%	4%
Other	333	0.9%	294	0.8%	13%
Total	19,047	48.9%	17,109	46.1%	11.33%
Others					
Not Stated	1,065	2.7%	901	2.4%	18%
Other	266	0.7%	280	0.8%	-5%
Total	1,331	3.4%	1,181	3.2%	12.70%
Overall	38,928	100.0%	37,094	100.0%	5%

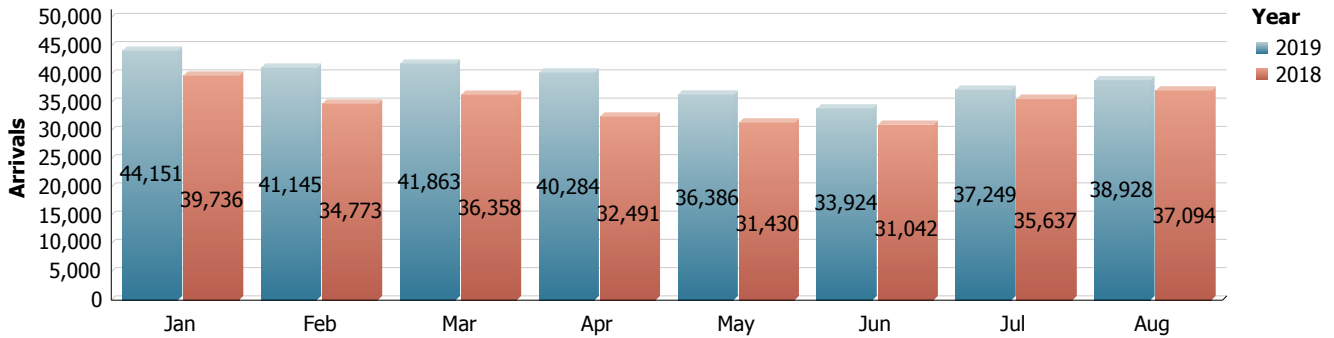
	2019YTD	% Total	2018YTD	% Total	% Change
	16,351	5.2%	15,032	5.4%	9%
	53,830	17.1%	49,477	17.8%	9%
Total	70,181	22.4%	64,509	23.2%	9%
	1,692	0.5%	2,037	0.7%	-17%
	8,722	2.8%	7,976	2.9%	9%
	1,014	0.3%	579	0.2%	75%
	19,300	6.1%	13,141	4.7%	47%
	1,144	0.4%	1,119	0.4%	2%
	1,519	0.5%	1,039	0.4%	46%
	5,532	1.8%	4,839	1.7%	14%
	5,680	1.8%	7,326	2.6%	-22%
	3,632	1.2%	2,583	0.9%	41%
Total	48,235	15.4%	40,639	14.6%	19%
	8,993	2.9%	9,351	3.4%	-4%
	1,502	0.5%	1,376	0.5%	9%
	1,026	0.3%	1,135	0.4%	-10%
	592	0.2%	383	0.1%	55%
	4,666	1.5%	2,827	1.0%	65%
	8,862	2.8%	6,258	2.2%	42%
Total	25,641	8.2%	21,330	7.7%	20%
	881	0.3%	695	0.2%	27%
	5,047	1.6%	5,001	1.8%	1%
	597	0.2%	578	0.2%	3%
	2,201	0.7%	1,361	0.5%	62%
	13,774	4.4%	11,095	4.0%	24%
	1,053	0.3%	767	0.3%	37%
	129,006	41.1%	117,094	42.0%	10%
	722	0.2%	670	0.2%	8%
	897	0.3%	1,280	0.5%	-30%
	1,512	0.5%	1,572	0.6%	-4%
	1,912	0.6%	1,826	0.7%	5%
	3,791	1.2%	3,744	1.3%	1%
Total	161,393	51.4%	145,683	52.3%	11%
	6,126	2.0%	3,956	1.4%	55%
	2,354	0.7%	2,444	0.9%	-4%
Total	8,480	2.7%	6,400	2.3%	32%
Overall	313,930	100.0%	278,561	100.0%	13%

Stayover Visitor Nights (Aug / 2019)

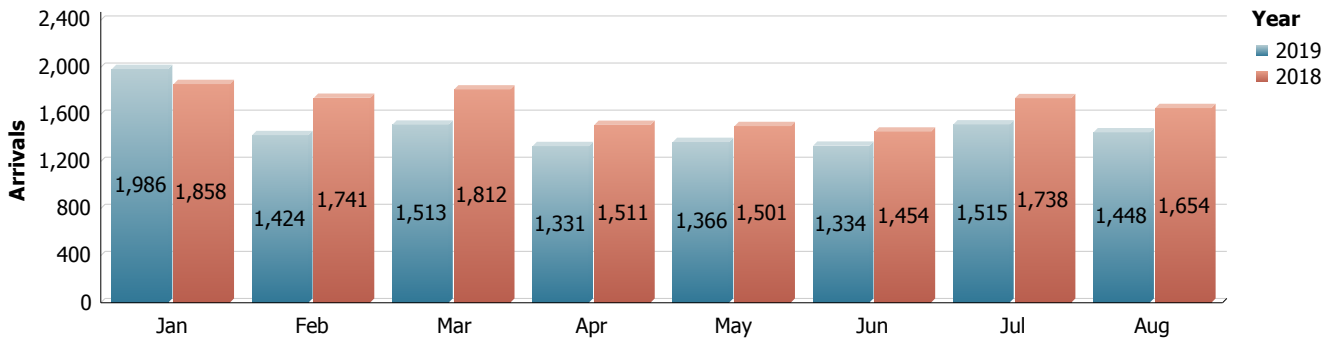
	Aug/2019	% Total	Aug/2018	% Total	% Change
North America					
Canada	5,204	1.6%	5,662	1.8%	-8%
United States	39,111	12.0%	41,710	12.9%	-6%
Total	44,315	13.6%	47,372	14.7%	-6%
South America					
Argentina	1,661	0.5%	1,505	0.5%	10%
Brazil	6,247	1.9%	6,797	2.1%	-8%
Chile	501	0.2%	481	0.1%	4%
Colombia	15,717	4.8%	13,862	4.3%	13%
Ecuador	908	0.3%	1,507	0.5%	-40%
Panama	674	0.2%	659	0.2%	2%
Suriname	9,497	2.9%	8,273	2.6%	15%
Venezuela	4,366	1.3%	16,532	5.1%	-74%
Other	3,811	1.2%	3,678	1.1%	4%
Total	43,382	13.3%	53,294	16.5%	-19%
Caribbean					
Aruba	7,535	2.3%	6,987	2.2%	8%
Dom. Rep.	2,482	0.8%	3,357	1.0%	-26%
Haiti	520	0.2%	1,254	0.4%	-59%
Jamaica	978	0.3%	457	0.1%	114%
Trinidad & Tobago	7,368	2.3%	2,351	0.7%	213%
Other	6,797	2.1%	6,190	1.9%	10%
Total	25,680	7.9%	20,596	6.4%	25%
Europe					
Austria	797	0.2%	937	0.3%	-15%
Belgium	3,976	1.2%	5,102	1.6%	-22%
Denmark	254	0.1%	232	0.1%	9%
France	1,735	0.5%	1,376	0.4%	26%
Germany	13,911	4.3%	14,198	4.4%	-2%
Italy	2,794	0.9%	1,515	0.5%	84%
Netherlands	177,724	54.6%	168,267	52.1%	6%
Spain	1,384	0.4%	990	0.3%	40%
Sweden	317	0.1%	356	0.1%	-11%
Switzerland	1,117	0.3%	1,306	0.4%	-14%
United Kingdom	2,619	0.8%	1,904	0.6%	38%
Other	3,321	1.0%	2,778	0.9%	20%
Total	209,949	64.4%	198,961	61.6%	6%
Others					
Not Stated	531	0.2%	631	0.2%	-16%
Other	1,904	0.6%	2,186	0.7%	-13%
Total	2,435	0.7%	2,817	0.9%	-14%
Overall	325,761	100.0%	323,040	100.0%	1%

2019YTD	% Total	2018YTD	% Total	% Change
133,665	4.8%	123,344	4.8%	8%
352,480	12.7%	327,406	12.8%	8%
486,145	17.5%	450,750	17.6%	8%
12,693	0.5%	14,906	0.6%	-15%
58,861	2.1%	51,574	2.0%	14%
7,954	0.3%	4,525	0.2%	76%
136,525	4.9%	105,388	4.1%	30%
6,860	0.2%	5,414	0.2%	27%
7,824	0.3%	5,509	0.2%	42%
37,822	1.4%	34,971	1.4%	8%
46,464	1.7%	62,620	2.4%	-26%
26,439	1.0%	18,213	0.7%	45%
341,442	12.3%	303,120	11.8%	13%
44,039	1.6%	45,456	1.8%	-3%
20,541	0.7%	19,604	0.8%	5%
6,875	0.2%	8,266	0.3%	-17%
4,636	0.2%	2,900	0.1%	60%
21,836	0.8%	13,111	0.5%	67%
47,267	1.7%	40,107	1.6%	18%
145,194	5.2%	129,444	5.1%	12%
9,099	0.3%	6,755	0.3%	35%
44,288	1.6%	48,065	1.9%	-8%
5,304	0.2%	5,550	0.2%	-4%
17,887	0.6%	10,233	0.4%	75%
157,779	5.7%	131,512	5.1%	20%
9,286	0.3%	6,685	0.3%	39%
1,456,165	52.5%	1,364,547	53.3%	7%
7,424	0.3%	6,340	0.2%	17%
8,152	0.3%	12,296	0.5%	-34%
13,961	0.5%	14,757	0.6%	-5%
17,901	0.6%	16,204	0.6%	10%
33,638	1.2%	33,576	1.3%	0%
1,780,884	64.2%	1,656,520	64.7%	8%
1,901	0.1%	4,230	0.2%	-55%
16,592	0.6%	16,774	0.7%	-1%
18,493	0.7%	21,004	0.8%	-12%
2,772,158	100.0%	2,560,838	100.0%	8%

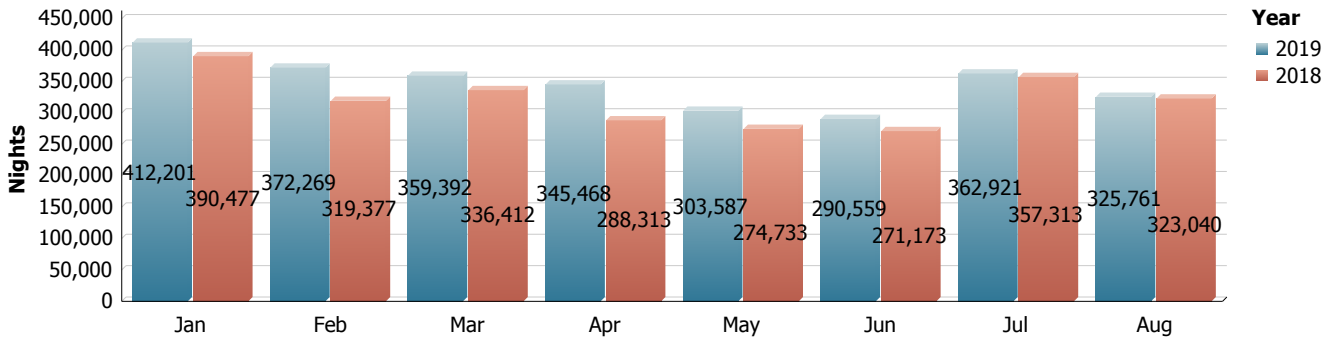
Stay over



Day trippers



Stay over nights



Cruise arrivals

