

Overall Visitor Arrival Performance (May / 2018)

Total Stayover Arrivals by Region

Region	May/2018	% Total	May/2017	% Total	% Change
North America	7,012	22%	5,842	20%	20%
South America	4,054	13%	5,651	19%	-28%
Caribbean	1,799	6%	2,042	7%	-12%
Europe	16,675	53%	14,945	51%	12%
Others	1,711	5%	716	2%	139%
Total	31,251	100%	29,196	100%	7%

2018YTD	% Total	2017YTD	% Total	% Change
42,086	24%	38,434	22%	10%
21,882	13%	31,037	18%	-29%
8,753	5%	10,837	6%	-19%
93,428	54%	88,868	51%	5%
7,835	5%	4,294	2%	82%
173,984	100%	173,470	100%	0%

Total Daytrippers

	May/2018	% Total	May/2017	% Total	% Change
Day Trippers	1,501	100%	1,611	100%	-7%

2018YTD	% Total	2017YTD	% Total	% Change
8,432	100%	10,715	100%	-21%

Total Nights by Region

Region	May/2018	% Total	May/2017	% Total	% Change
North America	44,773	16.6%	37,579	14.8%	19%
South America	30,843	11.5%	41,272	16.2%	-25%
Caribbean	10,851	4.0%	12,624	5.0%	-14%
Europe	176,720	65.7%	159,278	62.6%	11%
Others	5,783	2.2%	3,754	1.5%	54%
Total	268,970	100%	254,507	100%	6%

2018YTD	% Total	2017YTD	% Total	% Change
301,718	19.4%	262,758	17.1%	15%
168,183	10.8%	220,696	14.4%	-24%
51,099	3.3%	64,082	4.2%	-20%
1,009,927	64.8%	968,593	63.1%	4%
27,534	1.8%	19,455	1.3%	42%
1,558,461	100%	1,535,584	100%	1%

Total Cruise Arrivals

	May/2018	% Total	May/2017	% Total	% Change
Cruise Arrivals	37,126	100%	42,809	100%	-13%
Cruise Calls	11	100%	15	100%	-27%

2018YTD	% Total	2017YTD	% Total	% Change
429,918	100%	278,721	100%	54%
158	100%	125	100%	26%

Total Arrivals

	May/2018	% Total	May/2017	% Total	% Change
Cruise Arrivals	37,126	53%	42,809	58%	-13%
Day Trippers	1,501	2%	1,611	2%	-7%
Stayovers	31,251	45%	29,196	40%	7%
Total	69,878	100%	73,616	100%	-5%

2018YTD	% Total	2017YTD	% Total	% Change
429,918	70%	278,721	60%	54%
8,432	1%	10,715	2%	-21%
173,984	28%	173,470	37%	0%
612,334	100%	462,906	100%	32%

Source

Stayover: Immigration database / CTB
Visitor Nights: Immigration database / CTB
Cruise calls / passengers: CPA



Pietermaai 19, Curaçao, Dutch Caribbean
 Phone: (599-9) 434-8200 * Fax: (599-9) 461-5017
 Email: info@curacao.com
 Website: www.curacao.com

Stayover Visitor Arrival (May / 2018)

	May2018	% Total	May2017	% Total	% Change
North America					
Canada	1,089	3.5%	656	2.2%	66%
United States	5,923	19.0%	5,186	17.8%	14%
Total	7,012	22.4%	5,842	20.0%	20.03%
South America					
Argentina	296	0.9%	218	0.7%	36%
Brazil	755	2.4%	610	2.1%	24%
Chile	72	0.2%	59	0.2%	22%
Colombia	1,114	3.6%	1,002	3.4%	11%
Ecuador	147	0.5%	450	1.5%	-67%
Guyana	33	0.1%	27	0.1%	22%
Panama	159	0.5%	117	0.4%	36%
Suriname	491	1.6%	473	1.6%	4%
Venezuela	716	2.3%	2,465	8.4%	-71%
Other	271	0.9%	230	0.8%	18%
Total	4,054	13.0%	5,651	19.4%	-28.26%
Caribbean					
Aruba	977	3.1%	943	3.2%	4%
Barbados	21	0.1%	60	0.2%	-65%
Dom. Rep.	141	0.5%	357	1.2%	-61%
Haiti	136	0.4%	91	0.3%	49%
Jamaica	50	0.2%	65	0.2%	-23%
Trinidad & Tobago	283	0.9%	371	1.3%	-24%
Other	191	0.6%	155	0.5%	23%
Total	1,799	5.8%	2,042	7.0%	-11.90%
Europe					
Austria	71	0.2%	82	0.3%	-13%
Belgium	371	1.2%	364	1.2%	2%
Denmark	29	0.1%	19	0.1%	53%
Finland	10	0.0%	20	0.1%	-50%
France	134	0.4%	85	0.3%	58%
Germany	1,361	4.4%	1,492	5.1%	-9%
Italy	43	0.1%	47	0.2%	-9%
Netherlands	13,844	44.3%	12,094	41.4%	14%
Norway	27	0.1%	20	0.1%	35%
Sweden	50	0.2%	68	0.2%	-26%
Switzerland	150	0.5%	173	0.6%	-13%
United Kingdom	216	0.7%	128	0.4%	69%
Other	369	1.2%	353	1.2%	5%
Total	16,675	53.4%	14,945	51.2%	11.58%
Others					
Not Stated	982	3.1%	243	0.8%	304%
Other	729	2.3%	473	1.6%	54%
Total	1,711	5.5%	716	2.5%	138.97%
Overall	31,251	100.0%	29,196	100.0%	7%

2018YTD	% Total	2017YTD	% Total	% Change
12,837	7.4%	12,039	6.9%	7%
29,249	16.8%	26,395	15.2%	11%
42,086	24.2%	38,434	22.2%	10%
1,459	0.8%	1,262	0.7%	16%
4,541	2.6%	4,135	2.4%	10%
337	0.2%	260	0.1%	30%
6,827	3.9%	5,979	3.4%	14%
436	0.3%	1,469	0.8%	-70%
215	0.1%	416	0.2%	-48%
703	0.4%	557	0.3%	26%
2,906	1.7%	2,850	1.6%	2%
3,307	1.9%	13,197	7.6%	-75%
1,151	0.7%	912	0.5%	26%
21,882	12.6%	31,037	17.9%	-29%
5,006	2.9%	4,700	2.7%	7%
121	0.1%	228	0.1%	-47%
771	0.4%	1,696	1.0%	-55%
700	0.4%	718	0.4%	-3%
229	0.1%	599	0.3%	-62%
1,378	0.8%	1,797	1.0%	-23%
548	0.3%	1,099	0.6%	-50%
8,753	5.0%	10,837	6.2%	-19%
460	0.3%	600	0.3%	-23%
3,063	1.8%	3,066	1.8%	0%
413	0.2%	423	0.2%	-2%
237	0.1%	282	0.2%	-16%
929	0.5%	726	0.4%	28%
7,241	4.2%	9,998	5.8%	-28%
460	0.3%	490	0.3%	-6%
74,371	42.7%	67,560	38.9%	10%
402	0.2%	325	0.2%	24%
1,039	0.6%	938	0.5%	11%
1,132	0.7%	1,267	0.7%	-11%
1,236	0.7%	1,089	0.6%	13%
2,445	1.4%	2,104	1.2%	16%
93,428	53.7%	88,868	51.2%	5%
5,030	2.9%	1,553	0.9%	224%
2,805	1.6%	2,741	1.6%	2%
7,835	4.5%	4,294	2.5%	82%
173,984	100.0%	173,470	100.0%	0%



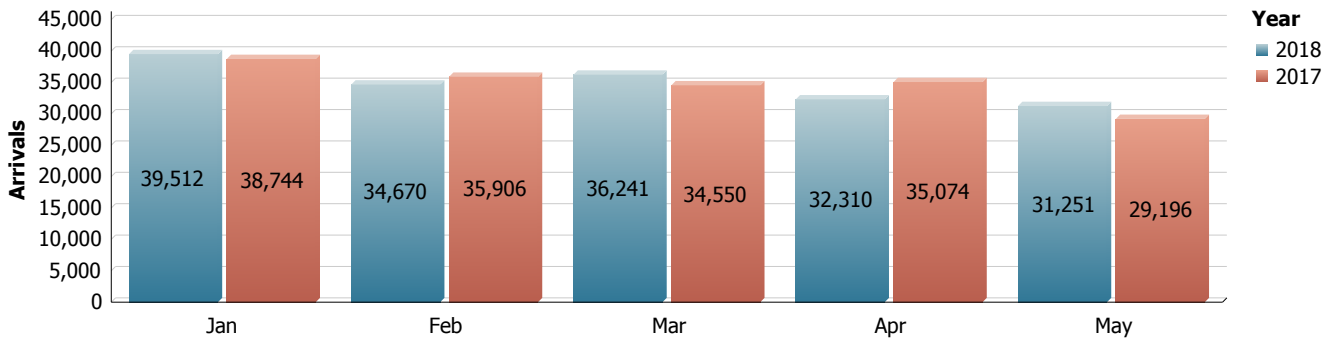
Pietermaai 19, Curaçao, Dutch Caribbean
 Phone: (599-9) 434-8200 * Fax: (599-9) 461-5017
 Email: info@curacao.com
 Website: www.curacao.com

Stayover Visitor Nights (May / 2018)

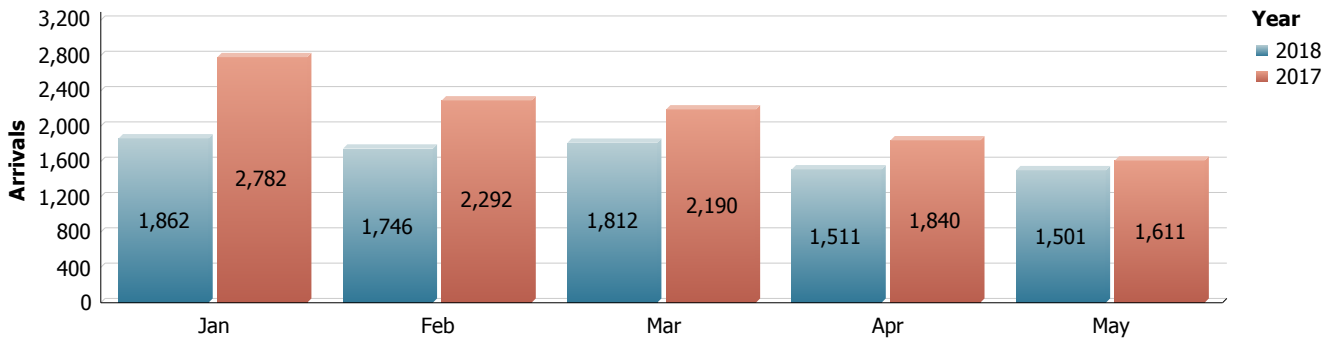
	May2018	% Total	May2017	% Total	% Change
North America					
Canada	7,659	2.8%	5,287	2.1%	45%
United States	37,114	13.8%	32,292	12.7%	15%
Total	44,773	16.6%	37,579	14.8%	19%
South America					
Argentina	1,973	0.7%	1,534	0.6%	29%
Brazil	4,506	1.7%	4,130	1.6%	9%
Chile	547	0.2%	565	0.2%	-3%
Colombia	10,611	3.9%	8,743	3.4%	21%
Ecuador	723	0.3%	2,798	1.1%	-74%
Guyana	299	0.1%	169	0.1%	77%
Panama	936	0.3%	562	0.2%	67%
Suriname	3,284	1.2%	3,534	1.4%	-7%
Venezuela	6,331	2.4%	17,677	6.9%	-64%
Other	1,633	0.6%	1,560	0.6%	5%
Total	30,843	11.5%	41,272	16.2%	-25%
Caribbean					
Aruba	4,224	1.6%	4,629	1.8%	-9%
Barbados	117	0.0%	378	0.1%	-69%
Dom. Rep.	3,309	1.2%	3,745	1.5%	-12%
Haiti	833	0.3%	791	0.3%	5%
Jamaica	251	0.1%	481	0.2%	-48%
Trinidad & Tobago	1,318	0.5%	1,736	0.7%	-24%
Other	799	0.3%	864	0.3%	-8%
Total	10,851	4.0%	12,624	5.0%	-14%
Europe					
Austria	683	0.3%	820	0.3%	-17%
Belgium	3,386	1.3%	3,527	1.4%	-4%
Denmark	416	0.2%	146	0.1%	185%
Finland	69	0.0%	130	0.1%	-47%
France	781	0.3%	520	0.2%	50%
Germany	14,995	5.6%	17,121	6.7%	-12%
Italy	437	0.2%	459	0.2%	-5%
Netherlands	148,726	55.3%	129,892	51.0%	14%
Norway	264	0.1%	143	0.1%	85%
Sweden	554	0.2%	615	0.2%	-10%
Switzerland	1,303	0.5%	1,901	0.7%	-31%
United Kingdom	2,090	0.8%	1,238	0.5%	69%
Other	3,016	1.1%	2,766	1.1%	9%
Total	176,720	65.7%	159,278	62.6%	11%
Others					
Not Stated	306	0.1%	263	0.1%	16%
Other	5,477	2.0%	3,491	1.4%	57%
Total	5,783	2.2%	3,754	1.5%	54%
Overall	268,970	100.0%	254,507	100.0%	6%

	2018YTD	% Total	2017YTD	% Total	% Change
	105,893	6.8%	95,731	6.2%	11%
	195,825	12.6%	167,027	10.9%	17%
Total	301,718	19.4%	262,758	17.1%	15%
	10,954	0.7%	8,729	0.6%	25%
	28,551	1.8%	26,247	1.7%	9%
	2,710	0.2%	1,926	0.1%	41%
	58,932	3.8%	52,493	3.4%	12%
	2,348	0.2%	8,027	0.5%	-71%
	1,455	0.1%	2,120	0.1%	-31%
	3,840	0.2%	3,261	0.2%	18%
	20,611	1.3%	19,991	1.3%	3%
	30,601	2.0%	91,642	6.0%	-67%
	8,181	0.5%	6,260	0.4%	31%
Total	168,183	10.8%	220,696	14.4%	-24%
	23,794	1.5%	23,166	1.5%	3%
	603	0.0%	1,292	0.1%	-53%
	9,919	0.6%	16,247	1.1%	-39%
	5,530	0.4%	4,906	0.3%	13%
	1,812	0.1%	4,586	0.3%	-60%
	6,304	0.4%	7,899	0.5%	-20%
	3,137	0.2%	5,986	0.4%	-48%
Total	51,099	3.3%	64,082	4.2%	-20%
	4,256	0.3%	5,753	0.4%	-26%
	27,902	1.8%	31,082	2.0%	-10%
	3,964	0.3%	3,600	0.2%	10%
	2,052	0.1%	2,588	0.2%	-21%
	7,024	0.5%	5,476	0.4%	28%
	84,843	5.4%	110,419	7.2%	-23%
	4,195	0.3%	4,442	0.3%	-6%
	820,715	52.7%	753,308	49.1%	9%
	3,760	0.2%	2,861	0.2%	31%
	9,419	0.6%	8,430	0.5%	12%
	10,296	0.7%	12,475	0.8%	-17%
	10,447	0.7%	9,581	0.6%	9%
	21,054	1.4%	18,578	1.2%	13%
Total	1,009,927	64.8%	968,593	63.1%	4%
	3,784	0.2%	1,241	0.1%	205%
	23,750	1.5%	18,214	1.2%	30%
Total	27,534	1.8%	19,455	1.3%	42%
Overall	1,558,461	100.0%	1,535,584	100.0%	1%

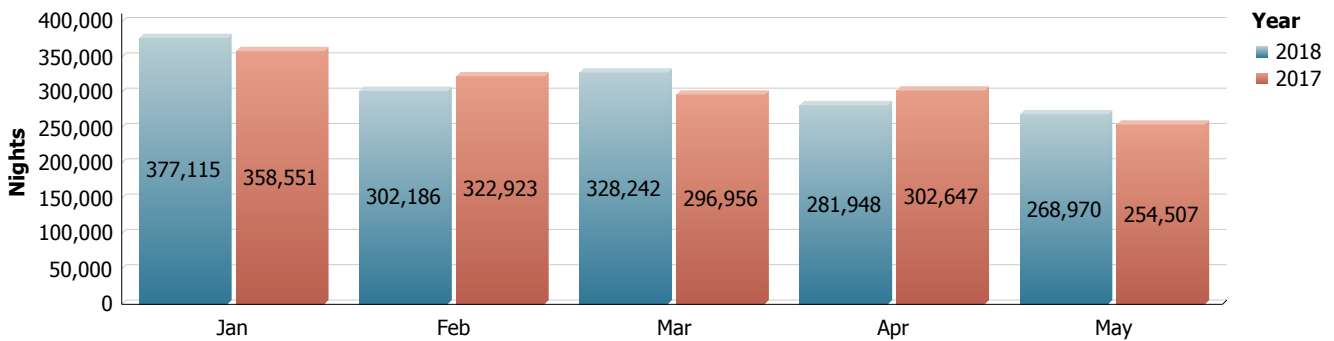
Stay over



Day trippers



Stay over nights



Cruise arrivals

