

Overall Visitor Arrival Performance (May / 2016)

Total Stayover Arrivals by Region

Region	May/2016	% Total	May/2015	% Total	% Change
North America	5,068	16%	6,056	18%	-16%
South America	7,401	24%	8,760	26%	-16%
Caribbean	2,882	9%	3,012	9%	-4%
Europe	14,013	45%	14,981	45%	-6%
Others	1,568	5%	812	2%	93%
Total	30,932	100%	33,621	100%	-8%

2016YTD	% Total	2015YTD	% Total	% Change
38,243	20%	38,185	20%	0%
48,686	25%	52,979	28%	-8%
13,191	7%	12,815	7%	3%
89,854	46%	82,861	43%	8%
5,920	3%	4,490	2%	32%
195,894	100%	191,330	100%	2%

Total Daytrippers

	May/2016	% Total	May/2015	% Total	% Change
Day Trippers	2,477	100%	3,143	100%	-21%

2016YTD	% Total	2015YTD	% Total	% Change
13,439	100%	17,419	100%	-23%

Total Nights by Region

Region	May/2016	% Total	May/2015	% Total	% Change
North America	28,697	12.1%	39,012	14.7%	-26%
South America	45,488	19.2%	61,432	23.1%	-26%
Caribbean	15,387	6.5%	15,579	5.9%	-1%
Europe	143,058	60.3%	146,977	55.3%	-3%
Others	4,621	1.9%	2,620	1.0%	76%
Total	237,251	100%	265,620	100%	-11%

2016YTD	% Total	2015YTD	% Total	% Change
251,527	16.4%	267,457	16.3%	-6%
287,324	18.7%	382,698	23.3%	-25%
70,106	4.6%	78,465	4.8%	-11%
910,319	59.3%	895,189	54.4%	2%
16,807	1.1%	21,460	1.3%	-22%
1,536,083	100%	1,645,269	100%	-7%

Total Cruise Arrivals

	May/2016	% Total	May/2015	% Total	% Change
Cruise Arrivals	22,954	100%	35,594	100%	-36%
Cruise Calls	8	100%	15	100%	-47%

2016YTD	% Total	2015YTD	% Total	% Change
261,453	100%	300,115	100%	-13%
129	100%	150	100%	-14%

Total Arrivals

	May/2016	% Total	May/2015	% Total	% Change
Cruise Arrivals	22,954	41%	35,594	49%	-36%
Day Trippers	2,477	4%	3,143	4%	-21%
Stayovers	30,932	55%	33,621	46%	-8%
Total	56,363	100%	72,358	100%	-22%

2016YTD	% Total	2015YTD	% Total	% Change
261,453	56%	300,115	59%	-13%
13,439	3%	17,419	3%	-23%
195,894	42%	191,330	38%	2%
470,786	100%	508,864	100%	-7%

Source

Stayover: Immigration database / CTB
Visitor Nights: Immigration database / CTB
Cruise calls / passengers: CPA



Pietermaai 19, Curaçao, Dutch Caribbean
 Phone: (599-9) 434-8200 * Fax: (599-9) 461-5017
 Email: info@curacao.com
 Website: www.curacao.com

Stayover Visitor Arrival (May / 2016)

	May/2016	% Total	May/2015	% Total	% Change
North America					
Canada	640	2.1%	972	2.9%	-34%
United States	4,428	14.3%	5,084	15.1%	-13%
Total	5,068	16.4%	6,056	18.0%	-16.31%
South America					
Argentina	149	0.5%	142	0.4%	5%
Brazil	960	3.1%	797	2.4%	20%
Chile	21	0.1%	89	0.3%	-76%
Colombia	963	3.1%	791	2.4%	22%
Ecuador	91	0.3%	230	0.7%	-60%
Guyana	127	0.4%	108	0.3%	18%
Panama	97	0.3%	92	0.3%	5%
Suriname	496	1.6%	772	2.3%	-36%
Venezuela	4,353	14.1%	5,481	16.3%	-21%
Other	144	0.5%	258	0.8%	-44%
Total	7,401	23.9%	8,760	26.1%	-15.51%
Caribbean					
Aruba	1,331	4.3%	1,431	4.3%	-7%
Barbados	32	0.1%	17	0.1%	88%
Dom. Rep.	315	1.0%	218	0.6%	44%
Haiti	105	0.3%	137	0.4%	-23%
Jamaica	182	0.6%	236	0.7%	-23%
Trinidad & Tobago	780	2.5%	803	2.4%	-3%
Other	137	0.4%	170	0.5%	-19%
Total	2,882	9.3%	3,012	9.0%	-4.32%
Europe					
Austria	100	0.3%	83	0.2%	20%
Belgium	355	1.1%	312	0.9%	14%
Denmark	24	0.1%	21	0.1%	14%
Finland	18	0.1%	34	0.1%	-47%
France	64	0.2%	144	0.4%	-56%
Germany	1,558	5.0%	1,551	4.6%	0%
Italy	84	0.3%	83	0.2%	1%
Netherlands	11,106	35.9%	11,991	35.7%	-7%
Norway	39	0.1%	23	0.1%	70%
Sweden	41	0.1%	70	0.2%	-41%
Switzerland	155	0.5%	130	0.4%	19%
United Kingdom	181	0.6%	207	0.6%	-13%
Other	288	0.9%	332	1.0%	-13%
Total	14,013	45.3%	14,981	44.6%	-6.46%
Others					
Not Stated	1,086	3.5%	408	1.2%	166%
Other	482	1.6%	404	1.2%	19%
Total	1,568	5.1%	812	2.4%	93.10%
Overall	30,932	100.0%	33,621	100.0%	-8%

2016YTD	% Total	2015YTD	% Total	% Change
11,596	5.9%	10,917	5.7%	6%
26,647	13.6%	27,268	14.3%	-2%
38,243	19.5%	38,185	20.0%	0%
760	0.4%	727	0.4%	5%
4,074	2.1%	5,260	2.7%	-23%
240	0.1%	339	0.2%	-29%
5,171	2.6%	4,544	2.4%	14%
575	0.3%	639	0.3%	-10%
959	0.5%	719	0.4%	33%
540	0.3%	450	0.2%	20%
3,713	1.9%	4,232	2.2%	-12%
31,627	16.1%	34,858	18.2%	-9%
1,027	0.5%	1,211	0.6%	-15%
48,686	24.9%	52,979	27.7%	-8%
6,382	3.3%	6,203	3.2%	3%
133	0.1%	119	0.1%	12%
1,704	0.9%	1,214	0.6%	40%
671	0.3%	797	0.4%	-16%
826	0.4%	970	0.5%	-15%
2,870	1.5%	2,885	1.5%	-1%
605	0.3%	627	0.3%	-4%
13,191	6.7%	12,815	6.7%	3%
752	0.4%	611	0.3%	23%
3,093	1.6%	3,078	1.6%	0%
364	0.2%	260	0.1%	40%
423	0.2%	432	0.2%	-2%
879	0.4%	652	0.3%	35%
10,280	5.2%	9,015	4.7%	14%
674	0.3%	563	0.3%	20%
66,995	34.2%	62,809	32.8%	7%
373	0.2%	341	0.2%	9%
1,149	0.6%	973	0.5%	18%
1,299	0.7%	934	0.5%	39%
1,147	0.6%	1,093	0.6%	5%
2,426	1.2%	2,100	1.1%	16%
89,854	45.9%	82,861	43.3%	8%
3,455	1.8%	2,413	1.3%	43%
2,465	1.3%	2,077	1.1%	19%
5,920	3.0%	4,490	2.3%	32%
195,894	100.0%	191,330	100.0%	2%



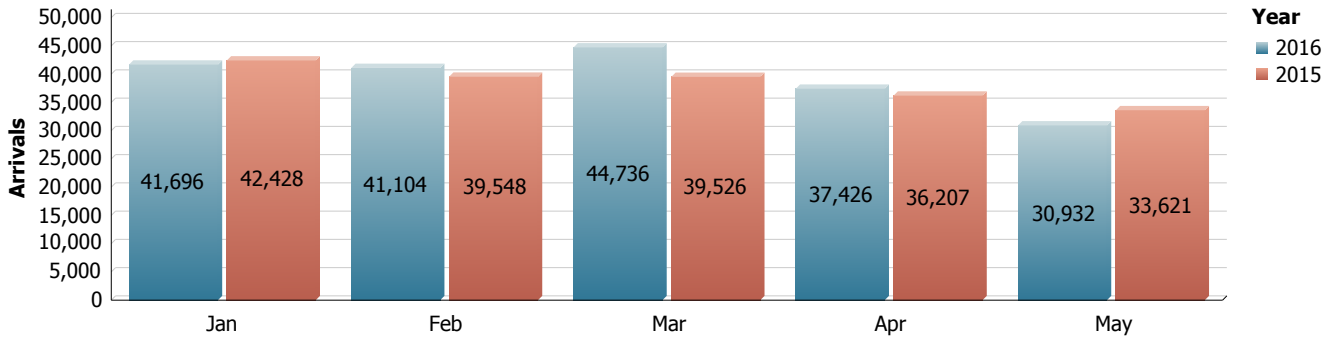
Pietermaai 19, Curacao, Dutch Caribbean
 Phone: (599-9) 434-8200 * Fax: (599-9) 461-5017
 Email: info@curacao.com
 Website: www.curacao.com

Stayover Visitor Nights (May / 2016)

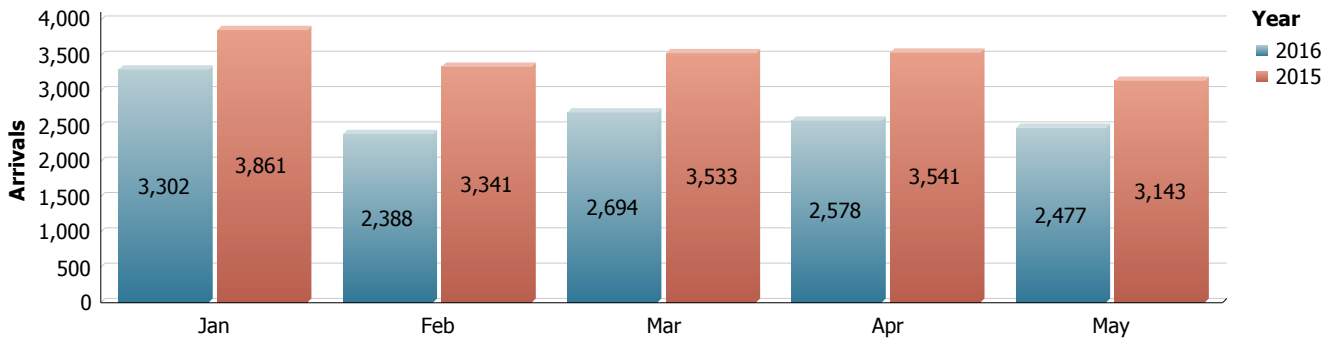
	May/2016	% Total	May/2015	% Total	% Change
North America					
Canada	4,556	1.9%	7,546	2.8%	-40%
United States	24,141	10.2%	31,466	11.8%	-23%
Total	28,697	12.1%	39,012	14.7%	-26%
South America					
Argentina	1,190	0.5%	802	0.3%	48%
Brazil	5,523	2.3%	4,913	1.8%	12%
Chile	124	0.1%	606	0.2%	-80%
Colombia	8,604	3.6%	6,914	2.6%	24%
Ecuador	536	0.2%	1,143	0.4%	-53%
Guyana	580	0.2%	537	0.2%	8%
Panama	485	0.2%	495	0.2%	-2%
Suriname	3,566	1.5%	4,658	1.8%	-23%
Venezuela	24,150	10.2%	39,734	15.0%	-39%
Other	730	0.3%	1,630	0.6%	-55%
Total	45,488	19.2%	61,432	23.1%	-26%
Caribbean					
Aruba	5,603	2.4%	5,814	2.2%	-4%
Barbados	110	0.0%	74	0.0%	49%
Dom. Rep.	3,753	1.6%	2,629	1.0%	43%
Haiti	732	0.3%	917	0.3%	-20%
Jamaica	1,376	0.6%	1,559	0.6%	-12%
Trinidad & Tobago	2,897	1.2%	3,298	1.2%	-12%
Other	916	0.4%	1,288	0.5%	-29%
Total	15,387	6.5%	15,579	5.9%	-1%
Europe					
Austria	1,034	0.4%	961	0.4%	8%
Belgium	3,317	1.4%	2,870	1.1%	16%
Denmark	220	0.1%	167	0.1%	32%
Finland	144	0.1%	243	0.1%	-41%
France	340	0.1%	832	0.3%	-59%
Germany	15,306	6.5%	16,289	6.1%	-6%
Italy	1,023	0.4%	790	0.3%	29%
Netherlands	115,503	48.7%	118,251	44.5%	-2%
Norway	339	0.1%	195	0.1%	74%
Sweden	392	0.2%	606	0.2%	-35%
Switzerland	1,457	0.6%	1,259	0.5%	16%
United Kingdom	1,590	0.7%	1,990	0.7%	-20%
Other	2,393	1.0%	2,524	1.0%	-5%
Total	143,058	60.3%	146,977	55.3%	-3%
Others					
Not Stated	2,092	0.9%	83	0.0%	2,420%
Other	2,529	1.1%	2,537	1.0%	0%
Total	4,621	1.9%	2,620	1.0%	76%
Overall	237,251	100.0%	265,620	100.0%	-11%

	2016YTD	% Total	2015YTD	% Total	% Change
	87,259	5.7%	85,609	5.2%	2%
	164,268	10.7%	181,848	11.1%	-10%
Total	251,527	16.4%	267,457	16.3%	-6%
	5,541	0.4%	4,871	0.3%	14%
	24,560	1.6%	33,938	2.1%	-28%
	1,617	0.1%	2,509	0.2%	-36%
	47,377	3.1%	38,105	2.3%	24%
	3,312	0.2%	3,410	0.2%	-3%
	4,854	0.3%	4,251	0.3%	14%
	2,494	0.2%	2,496	0.2%	0%
	25,039	1.6%	26,324	1.6%	-5%
	166,579	10.8%	258,286	15.7%	-36%
	5,951	0.4%	8,508	0.5%	-30%
Total	287,324	18.7%	382,698	23.3%	-25%
	27,735	1.8%	30,305	1.8%	-8%
	536	0.0%	563	0.0%	-5%
	15,790	1.0%	16,516	1.0%	-4%
	5,747	0.4%	7,520	0.5%	-24%
	6,069	0.4%	6,858	0.4%	-12%
	10,706	0.7%	11,689	0.7%	-8%
	3,523	0.2%	5,014	0.3%	-30%
Total	70,106	4.6%	78,465	4.8%	-11%
	7,264	0.5%	6,064	0.4%	20%
	28,724	1.9%	31,021	1.9%	-7%
	3,459	0.2%	2,393	0.1%	45%
	3,943	0.3%	3,973	0.2%	-1%
	7,466	0.5%	5,156	0.3%	45%
	101,265	6.6%	96,601	5.9%	5%
	6,350	0.4%	5,091	0.3%	25%
	697,223	45.4%	695,626	42.3%	0%
	3,326	0.2%	3,083	0.2%	8%
	10,617	0.7%	9,203	0.6%	15%
	11,782	0.8%	9,483	0.6%	24%
	10,686	0.7%	10,415	0.6%	3%
	18,214	1.2%	17,080	1.0%	7%
Total	910,319	59.3%	895,189	54.4%	2%
	3,134	0.2%	8,489	0.5%	-63%
	13,673	0.9%	12,971	0.8%	5%
Total	16,807	1.1%	21,460	1.3%	-22%
Overall	1,536,083	100.0%	1,645,269	100.0%	-7%

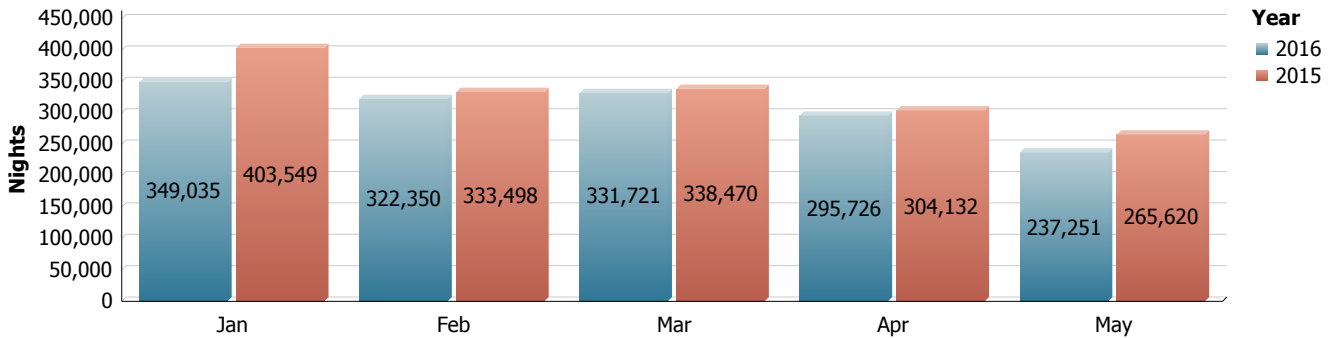
Stay over



Day trippers



Stay over nights



Cruise arrivals

