

## Overall Visitor Arrival Performance (Mar / 2016)

### Total Stayover Arrivals by Region

Region	Mar/2016	% Total	Mar/2015	% Total	% Change
North America	9,185	21%	8,695	22%	6%
South America	12,347	28%	10,721	27%	15%
Caribbean	2,880	6%	2,202	6%	31%
Europe	19,095	43%	16,912	43%	13%
Others	1,229	3%	996	3%	23%
<b>Total</b>	<b>44,736</b>	<b>100%</b>	<b>39,526</b>	<b>100%</b>	<b>13%</b>

2016YTD	% Total	2015YTD	% Total	% Change
26,815	21%	24,924	21%	8%
31,906	25%	35,442	29%	-10%
7,533	6%	6,632	5%	14%
57,931	45%	51,871	43%	12%
3,351	3%	2,633	2%	27%
<b>127,536</b>	<b>100%</b>	<b>121,502</b>	<b>100%</b>	<b>5%</b>

### Total Daytrippers

	Mar/2016	% Total	Mar/2015	% Total	% Change
Day Trippers	2,694	100%	3,533	100%	-24%

2016YTD	% Total	2015YTD	% Total	% Change
8,384	100%	10,735	100%	-22%

### Total Nights by Region

Region	Mar/2016	% Total	Mar/2015	% Total	% Change
North America	56,774	17.1%	58,808	17.4%	-3%
South America	72,758	21.9%	77,206	22.8%	-6%
Caribbean	14,165	4.3%	15,593	4.6%	-9%
Europe	184,706	55.7%	180,893	53.4%	2%
Others	3,318	1.0%	5,970	1.8%	-44%
<b>Total</b>	<b>331,721</b>	<b>100%</b>	<b>338,470</b>	<b>100%</b>	<b>-2%</b>

2016YTD	% Total	2015YTD	% Total	% Change
179,014	17.8%	177,512	16.5%	1%
184,207	18.4%	260,668	24.2%	-29%
40,257	4.0%	43,936	4.1%	-8%
589,919	58.8%	581,156	54.0%	2%
9,709	1.0%	12,245	1.1%	-21%
<b>1,003,106</b>	<b>100%</b>	<b>1,075,517</b>	<b>100%</b>	<b>-7%</b>

### Total Cruise Arrivals

	Mar/2016	% Total	Mar/2015	% Total	% Change
Cruise Arrivals	65,989	100%	68,390	100%	-4%
Cruise Calls	34	100%	35	100%	-3%

2016YTD	% Total	2015YTD	% Total	% Change
194,091	100%	219,247	100%	-11%
97	100%	111	100%	-13%

### Total Arrivals

	Mar/2016	% Total	Mar/2015	% Total	% Change
Cruise Arrivals	65,989	58%	68,390	61%	-4%
Day Trippers	2,694	2%	3,533	3%	-24%
Stayovers	44,736	39%	39,526	35%	13%
<b>Total</b>	<b>113,419</b>	<b>100%</b>	<b>111,449</b>	<b>100%</b>	<b>2%</b>

2016YTD	% Total	2015YTD	% Total	% Change
194,091	59%	219,247	62%	-11%
8,384	3%	10,735	3%	-22%
127,536	39%	121,502	35%	5%
<b>330,011</b>	<b>100%</b>	<b>351,484</b>	<b>100%</b>	<b>-6%</b>

### Source

**Stayover:** Immigration database / CTB  
**Visitor Nights:** Immigration database / CTB  
**Cruise calls / passengers:** CPA



Pietermaai 19, Curaçao, Dutch Caribbean  
 Phone: (599-9) 434-8200 \* Fax: (599-9) 461-5017  
 Email: info@curacao.com  
 Website: www.curacao.com

### Stayover Visitor Arrival (Mar / 2016)

	Mar/2016	% Total	Mar/2015	% Total	% Change
<b>North America</b>					
Canada	2,721	6.1%	2,702	6.8%	1%
United States	6,464	14.4%	5,993	15.2%	8%
<b>Total</b>	<b>9,185</b>	<b>20.5%</b>	<b>8,695</b>	<b>22.0%</b>	<b>5.64%</b>
<b>South America</b>					
Argentina	131	0.3%	113	0.3%	16%
Brazil	577	1.3%	764	1.9%	-24%
Chile	40	0.1%	76	0.2%	-47%
Colombia	1,216	2.7%	1,054	2.7%	15%
Ecuador	115	0.3%	124	0.3%	-7%
Guyana	307	0.7%	132	0.3%	133%
Panama	112	0.3%	95	0.2%	18%
Suriname	1,053	2.4%	707	1.8%	49%
Venezuela	8,530	19.1%	7,354	18.6%	16%
Other	266	0.6%	302	0.8%	-12%
<b>Total</b>	<b>12,347</b>	<b>27.6%</b>	<b>10,721</b>	<b>27.1%</b>	<b>15.17%</b>
<b>Caribbean</b>					
Aruba	1,490	3.3%	932	2.4%	60%
Barbados	37	0.1%	27	0.1%	37%
Dom. Rep.	332	0.7%	266	0.7%	25%
Haiti	147	0.3%	169	0.4%	-13%
Jamaica	161	0.4%	194	0.5%	-17%
Trinidad & Tobago	553	1.2%	467	1.2%	18%
Other	160	0.4%	147	0.4%	9%
<b>Total</b>	<b>2,880</b>	<b>6.4%</b>	<b>2,202</b>	<b>5.6%</b>	<b>30.79%</b>
<b>Europe</b>					
Austria	197	0.4%	139	0.4%	42%
Belgium	1,223	2.7%	482	1.2%	154%
Denmark	108	0.2%	40	0.1%	170%
Finland	85	0.2%	99	0.3%	-14%
France	173	0.4%	87	0.2%	99%
Germany	3,260	7.3%	2,830	7.2%	15%
Italy	122	0.3%	109	0.3%	12%
Netherlands	12,449	27.8%	11,883	30.1%	5%
Norway	100	0.2%	116	0.3%	-14%
Sweden	245	0.5%	194	0.5%	26%
Switzerland	329	0.7%	209	0.5%	57%
United Kingdom	271	0.6%	255	0.6%	6%
Other	533	1.2%	469	1.2%	14%
<b>Total</b>	<b>19,095</b>	<b>42.7%</b>	<b>16,912</b>	<b>42.8%</b>	<b>12.91%</b>
<b>Others</b>					
Not Stated	719	1.6%	568	1.4%	27%
Other	510	1.1%	428	1.1%	19%
<b>Total</b>	<b>1,229</b>	<b>2.7%</b>	<b>996</b>	<b>2.5%</b>	<b>23.39%</b>
<b>Overall</b>	<b>44,736</b>	<b>100.0%</b>	<b>39,526</b>	<b>100.0%</b>	<b>13%</b>

2016YTD	% Total	2015YTD	% Total	% Change
9,392	7.4%	8,069	6.6%	16%
17,423	13.7%	16,855	13.9%	3%
<b>26,815</b>	<b>21.0%</b>	<b>24,924</b>	<b>20.5%</b>	<b>8%</b>
524	0.4%	467	0.4%	12%
2,405	1.9%	3,657	3.0%	-34%
178	0.1%	218	0.2%	-18%
3,422	2.7%	2,859	2.4%	20%
360	0.3%	300	0.2%	20%
631	0.5%	443	0.4%	42%
341	0.3%	286	0.2%	19%
2,211	1.7%	2,059	1.7%	7%
21,133	16.6%	24,431	20.1%	-13%
701	0.5%	722	0.6%	-3%
<b>31,906</b>	<b>25.0%</b>	<b>35,442</b>	<b>29.2%</b>	<b>-10%</b>
3,583	2.8%	3,110	2.6%	15%
89	0.1%	69	0.1%	29%
1,037	0.8%	755	0.6%	37%
417	0.3%	511	0.4%	-18%
483	0.4%	502	0.4%	-4%
1,580	1.2%	1,356	1.1%	17%
344	0.3%	329	0.3%	5%
<b>7,533</b>	<b>5.9%</b>	<b>6,632</b>	<b>5.5%</b>	<b>14%</b>
557	0.4%	430	0.4%	30%
2,235	1.8%	1,644	1.4%	36%
320	0.3%	201	0.2%	59%
365	0.3%	357	0.3%	2%
629	0.5%	350	0.3%	80%
6,730	5.3%	6,013	4.9%	12%
523	0.4%	382	0.3%	37%
41,755	32.7%	38,724	31.9%	8%
306	0.2%	297	0.2%	3%
1,033	0.8%	794	0.7%	30%
880	0.7%	576	0.5%	53%
761	0.6%	724	0.6%	5%
1,837	1.4%	1,379	1.1%	33%
<b>57,931</b>	<b>45.4%</b>	<b>51,871</b>	<b>42.7%</b>	<b>12%</b>
1,741	1.4%	1,291	1.1%	35%
1,610	1.3%	1,342	1.1%	20%
<b>3,351</b>	<b>2.6%</b>	<b>2,633</b>	<b>2.2%</b>	<b>27%</b>
<b>127,536</b>	<b>100.0%</b>	<b>121,502</b>	<b>100.0%</b>	<b>5%</b>



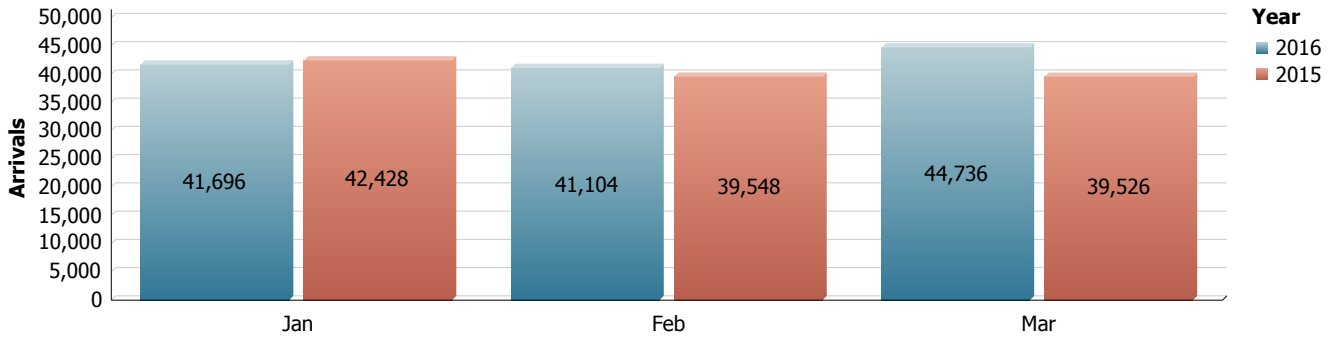
Pietermaai 19, Curacao, Dutch Caribbean  
 Phone: (599-9) 434-8200 \* Fax: (599-9) 461-5017  
 Email: info@curacao.com  
 Website: www.curacao.com

### Stayover Visitor Nights (Mar / 2016)

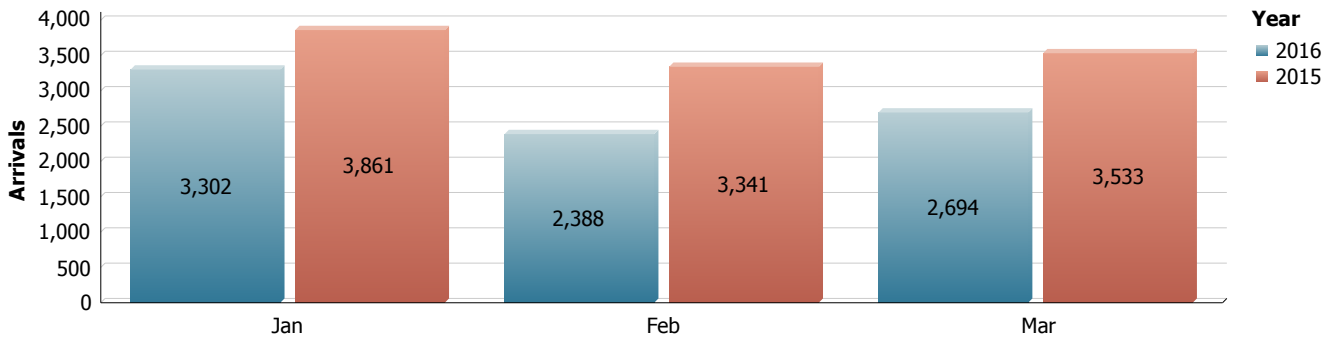
	Mar/2016	% Total	Mar/2015	% Total	% Change
<b>North America</b>					
Canada	18,915	5.7%	20,187	6.0%	-6%
United States	37,859	11.4%	38,621	11.4%	-2%
<b>Total</b>	<b>56,774</b>	<b>17.1%</b>	<b>58,808</b>	<b>17.4%</b>	<b>-3%</b>
<b>South America</b>					
Argentina	727	0.2%	788	0.2%	-8%
Brazil	3,350	1.0%	4,696	1.4%	-29%
Chile	196	0.1%	485	0.1%	-60%
Colombia	12,833	3.9%	9,241	2.7%	39%
Ecuador	582	0.2%	822	0.2%	-29%
Guyana	1,542	0.5%	725	0.2%	113%
Panama	429	0.1%	427	0.1%	0%
Suriname	7,370	2.2%	4,451	1.3%	66%
Venezuela	44,243	13.3%	53,471	15.8%	-17%
Other	1,486	0.4%	2,100	0.6%	-29%
<b>Total</b>	<b>72,758</b>	<b>21.9%</b>	<b>77,206</b>	<b>22.8%</b>	<b>-6%</b>
<b>Caribbean</b>					
Aruba	6,327	1.9%	5,017	1.5%	26%
Barbados	211	0.1%	91	0.0%	132%
Dom. Rep.	2,399	0.7%	4,225	1.2%	-43%
Haiti	1,071	0.3%	1,675	0.5%	-36%
Jamaica	1,166	0.4%	1,403	0.4%	-17%
Trinidad & Tobago	2,342	0.7%	1,976	0.6%	19%
Other	649	0.2%	1,206	0.4%	-46%
<b>Total</b>	<b>14,165</b>	<b>4.3%</b>	<b>15,593</b>	<b>4.6%</b>	<b>-9%</b>
<b>Europe</b>					
Austria	1,942	0.6%	1,334	0.4%	46%
Belgium	11,097	3.3%	5,360	1.6%	107%
Denmark	916	0.3%	417	0.1%	120%
Finland	675	0.2%	974	0.3%	-31%
France	1,357	0.4%	816	0.2%	66%
Germany	32,619	9.8%	30,171	8.9%	8%
Italy	847	0.3%	818	0.2%	4%
Netherlands	122,084	36.8%	130,065	38.4%	-6%
Norway	1,003	0.3%	1,079	0.3%	-7%
Sweden	2,359	0.7%	1,554	0.5%	52%
Switzerland	2,860	0.9%	2,115	0.6%	35%
United Kingdom	2,694	0.8%	2,305	0.7%	17%
Other	4,253	1.3%	3,885	1.1%	9%
<b>Total</b>	<b>184,706</b>	<b>55.7%</b>	<b>180,893</b>	<b>53.4%</b>	<b>2%</b>
<b>Others</b>					
Not Stated	360	0.1%	3,163	0.9%	-89%
Other	2,958	0.9%	2,807	0.8%	5%
<b>Total</b>	<b>3,318</b>	<b>1.0%</b>	<b>5,970</b>	<b>1.8%</b>	<b>-44%</b>
<b>Overall</b>	<b>331,721</b>	<b>100.0%</b>	<b>338,470</b>	<b>100.0%</b>	<b>-2%</b>

2016YTD	% Total	2015YTD	% Total	% Change
71,284	7.1%	64,572	6.0%	10%
107,730	10.7%	112,940	10.5%	-5%
<b>179,014</b>	<b>17.8%</b>	<b>177,512</b>	<b>16.5%</b>	<b>1%</b>
3,664	0.4%	3,395	0.3%	8%
14,670	1.5%	23,714	2.2%	-38%
1,188	0.1%	1,679	0.2%	-29%
31,599	3.2%	24,943	2.3%	27%
1,812	0.2%	1,726	0.2%	5%
3,334	0.3%	2,735	0.3%	22%
1,531	0.2%	1,659	0.2%	-8%
14,738	1.5%	12,922	1.2%	14%
107,484	10.7%	182,793	17.0%	-41%
4,187	0.4%	5,102	0.5%	-18%
<b>184,207</b>	<b>18.4%</b>	<b>260,668</b>	<b>24.2%</b>	<b>-29%</b>
15,342	1.5%	16,239	1.5%	-6%
386	0.0%	295	0.0%	31%
9,370	0.9%	10,525	1.0%	-11%
3,872	0.4%	5,038	0.5%	-23%
3,350	0.3%	3,698	0.3%	-9%
6,070	0.6%	5,405	0.5%	12%
1,867	0.2%	2,736	0.3%	-32%
<b>40,257</b>	<b>4.0%</b>	<b>43,936</b>	<b>4.1%</b>	<b>-8%</b>
5,237	0.5%	4,164	0.4%	26%
21,210	2.1%	17,645	1.6%	20%
2,993	0.3%	1,937	0.2%	55%
3,395	0.3%	3,379	0.3%	0%
5,507	0.5%	2,864	0.3%	92%
68,295	6.8%	65,670	6.1%	4%
4,695	0.5%	3,543	0.3%	33%
437,196	43.6%	447,512	41.6%	-2%
2,743	0.3%	2,717	0.3%	1%
9,641	1.0%	7,701	0.7%	25%
7,973	0.8%	5,756	0.5%	39%
7,291	0.7%	6,964	0.6%	5%
13,743	1.4%	11,304	1.1%	22%
<b>589,919</b>	<b>58.8%</b>	<b>581,156</b>	<b>54.0%</b>	<b>2%</b>
768	0.1%	4,044	0.4%	-81%
8,941	0.9%	8,201	0.8%	9%
<b>9,709</b>	<b>1.0%</b>	<b>12,245</b>	<b>1.1%</b>	<b>-21%</b>
<b>1,003,106</b>	<b>100.0%</b>	<b>1,075,517</b>	<b>100.0%</b>	<b>-7%</b>

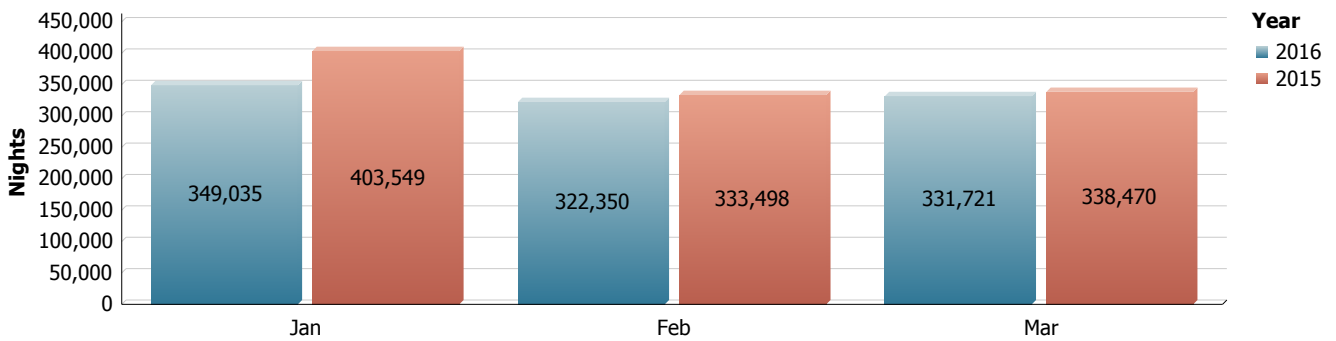
### Stay over



### Day trippers



### Stay over nights



### Cruise arrivals

