

Overall Visitor Arrival Performance (Jan / 2016)

Total Stayover Arrivals by Region

| Region | Jan/2016 | % Total | Jan/2015 | % Total | % Change |
|---------------|---------------|-------------|---------------|-------------|------------|
| North America | 8,762 | 21% | 7,945 | 19% | 10% |
| South America | 10,032 | 24% | 13,250 | 31% | -24% |
| Caribbean | 2,209 | 5% | 2,466 | 6% | -10% |
| Europe | 19,558 | 47% | 18,073 | 43% | 8% |
| Others | 1,135 | 3% | 694 | 2% | 64% |
| Total | 41,696 | 100% | 42,428 | 100% | -2% |

| 2016YTD | % Total | 2015YTD | % Total | % Change |
|---------------|-------------|---------------|-------------|------------|
| 8,762 | 21% | 7,945 | 19% | 10% |
| 10,032 | 24% | 13,250 | 31% | -24% |
| 2,209 | 5% | 2,466 | 6% | -10% |
| 19,558 | 47% | 18,073 | 43% | 8% |
| 1,135 | 3% | 694 | 2% | 64% |
| 41,696 | 100% | 42,428 | 100% | -2% |

Total Daytrippers

| | Jan/2016 | % Total | Jan/2015 | % Total | % Change |
|--------------|----------|---------|----------|---------|----------|
| Day Trippers | 3,302 | 100% | 3,861 | 100% | -14% |

| 2016YTD | % Total | 2015YTD | % Total | % Change |
|---------|---------|---------|---------|----------|
| 3,302 | 100% | 3,861 | 100% | -14% |

Total Nights by Region

| Region | Jan/2016 | % Total | Jan/2015 | % Total | % Change |
|---------------|----------------|-------------|----------------|-------------|-------------|
| North America | 63,154 | 18.1% | 62,985 | 15.6% | 0% |
| South America | 57,481 | 16.5% | 101,269 | 25.1% | -43% |
| Caribbean | 11,499 | 3.3% | 15,865 | 3.9% | -28% |
| Europe | 213,160 | 61.1% | 220,061 | 54.5% | -3% |
| Others | 3,741 | 1.1% | 3,369 | 0.8% | 11% |
| Total | 349,035 | 100% | 403,549 | 100% | -14% |

| 2016YTD | % Total | 2015YTD | % Total | % Change |
|----------------|-------------|----------------|-------------|-------------|
| 63,154 | 18.1% | 62,985 | 15.6% | 0% |
| 57,481 | 16.5% | 101,269 | 25.1% | -43% |
| 11,499 | 3.3% | 15,865 | 3.9% | -28% |
| 213,160 | 61.1% | 220,061 | 54.5% | -3% |
| 3,741 | 1.1% | 3,369 | 0.8% | 11% |
| 349,035 | 100% | 403,549 | 100% | -14% |

Total Cruise Arrivals

| | Jan/2016 | % Total | Jan/2015 | % Total | % Change |
|-----------------|----------|---------|----------|---------|----------|
| Cruise Arrivals | 67,207 | 100% | 70,122 | 100% | -4% |
| Cruise Calls | 33 | 100% | 38 | 100% | -13% |

| 2016YTD | % Total | 2015YTD | % Total | % Change |
|---------|---------|---------|---------|----------|
| 67,207 | 100% | 70,122 | 100% | -4% |
| 33 | 100% | 38 | 100% | -13% |

Total Arrivals

| | Jan/2016 | % Total | Jan/2015 | % Total | % Change |
|-----------------|----------------|-------------|----------------|-------------|------------|
| Cruise Arrivals | 67,207 | 60% | 70,122 | 60% | -4% |
| Day Trippers | 3,302 | 3% | 3,861 | 3% | -14% |
| Stayovers | 41,696 | 37% | 42,428 | 36% | -2% |
| Total | 112,205 | 100% | 116,411 | 100% | -4% |

| 2016YTD | % Total | 2015YTD | % Total | % Change |
|----------------|-------------|----------------|-------------|------------|
| 67,207 | 60% | 70,122 | 60% | -4% |
| 3,302 | 3% | 3,861 | 3% | -14% |
| 41,696 | 37% | 42,428 | 36% | -2% |
| 112,205 | 100% | 116,411 | 100% | -4% |

Source

Stayover: Immigration database / CTB
Visitor Nights: Immigration database / CTB
Cruise calls / passengers: CPA



Pietermaai 19, Curaçao, Dutch Caribbean
 Phone: (599-9) 434-8200 * Fax: (599-9) 461-5017
 Email: info@curacao.com
 Website: www.curacao.com

Stayover Visitor Arrival (Jan / 2016)

| | Jan/2016 | % Total | Jan/2015 | % Total | % Change |
|----------------------|---------------|---------------|---------------|---------------|----------------|
| North America | | | | | |
| Canada | 3,511 | 8.4% | 2,863 | 6.7% | 23% |
| United States | 5,251 | 12.6% | 5,082 | 12.0% | 3% |
| Total | 8,762 | 21.0% | 7,945 | 18.7% | 10.28% |
| South America | | | | | |
| Argentina | 237 | 0.6% | 215 | 0.5% | 10% |
| Brazil | 1,084 | 2.6% | 1,770 | 4.2% | -39% |
| Chile | 38 | 0.1% | 55 | 0.1% | -31% |
| Colombia | 1,226 | 2.9% | 1,125 | 2.7% | 9% |
| Ecuador | 50 | 0.1% | 34 | 0.1% | 47% |
| Guyana | 108 | 0.3% | 163 | 0.4% | -34% |
| Panama | 91 | 0.2% | 77 | 0.2% | 18% |
| Suriname | 531 | 1.3% | 649 | 1.5% | -18% |
| Venezuela | 6,475 | 15.5% | 8,982 | 21.2% | -28% |
| Other | 192 | 0.5% | 180 | 0.4% | 7% |
| Total | 10,032 | 24.1% | 13,250 | 31.2% | -24.29% |
| Caribbean | | | | | |
| Aruba | 1,050 | 2.5% | 1,330 | 3.1% | -21% |
| Barbados | 28 | 0.1% | 15 | 0.0% | 87% |
| Dom. Rep. | 313 | 0.8% | 211 | 0.5% | 48% |
| Haiti | 132 | 0.3% | 178 | 0.4% | -26% |
| Jamaica | 170 | 0.4% | 156 | 0.4% | 9% |
| Trinidad & Tobago | 436 | 1.0% | 485 | 1.1% | -10% |
| Other | 80 | 0.2% | 91 | 0.2% | -12% |
| Total | 2,209 | 5.3% | 2,466 | 5.8% | -10.42% |
| Europe | | | | | |
| Austria | 181 | 0.4% | 149 | 0.4% | 21% |
| Belgium | 446 | 1.1% | 564 | 1.3% | -21% |
| Denmark | 71 | 0.2% | 100 | 0.2% | -29% |
| Finland | 141 | 0.3% | 161 | 0.4% | -12% |
| France | 186 | 0.4% | 113 | 0.3% | 65% |
| Germany | 1,656 | 4.0% | 1,556 | 3.7% | 6% |
| Italy | 238 | 0.6% | 201 | 0.5% | 18% |
| Netherlands | 14,876 | 35.7% | 13,939 | 32.9% | 7% |
| Norway | 102 | 0.2% | 81 | 0.2% | 26% |
| Sweden | 425 | 1.0% | 325 | 0.8% | 31% |
| Switzerland | 261 | 0.6% | 174 | 0.4% | 50% |
| United Kingdom | 266 | 0.6% | 220 | 0.5% | 21% |
| Other | 709 | 1.7% | 490 | 1.2% | 45% |
| Total | 19,558 | 46.9% | 18,073 | 42.6% | 8.22% |
| Others | | | | | |
| Not Stated | 581 | 1.4% | 258 | 0.6% | 125% |
| Other | 554 | 1.3% | 436 | 1.0% | 27% |
| Total | 1,135 | 2.7% | 694 | 1.6% | 63.54% |
| Overall | 41,696 | 100.0% | 42,428 | 100.0% | -2% |

| | 2016YTD | % Total | 2015YTD | % Total | % Change |
|--|---------------|---------------|---------------|---------------|-------------|
| | 3,511 | 8.4% | 2,863 | 6.7% | 23% |
| | 5,251 | 12.6% | 5,082 | 12.0% | 3% |
| | 8,762 | 21.0% | 7,945 | 18.7% | 10% |
| | 237 | 0.6% | 215 | 0.5% | 10% |
| | 1,084 | 2.6% | 1,770 | 4.2% | -39% |
| | 38 | 0.1% | 55 | 0.1% | -31% |
| | 1,226 | 2.9% | 1,125 | 2.7% | 9% |
| | 50 | 0.1% | 34 | 0.1% | 47% |
| | 108 | 0.3% | 163 | 0.4% | -34% |
| | 91 | 0.2% | 77 | 0.2% | 18% |
| | 531 | 1.3% | 649 | 1.5% | -18% |
| | 6,475 | 15.5% | 8,982 | 21.2% | -28% |
| | 192 | 0.5% | 180 | 0.4% | 7% |
| | 10,032 | 24.1% | 13,250 | 31.2% | -24% |
| | 1,050 | 2.5% | 1,330 | 3.1% | -21% |
| | 28 | 0.1% | 15 | 0.0% | 87% |
| | 313 | 0.8% | 211 | 0.5% | 48% |
| | 132 | 0.3% | 178 | 0.4% | -26% |
| | 170 | 0.4% | 156 | 0.4% | 9% |
| | 436 | 1.0% | 485 | 1.1% | -10% |
| | 80 | 0.2% | 91 | 0.2% | -12% |
| | 2,209 | 5.3% | 2,466 | 5.8% | -10% |
| | 181 | 0.4% | 149 | 0.4% | 21% |
| | 446 | 1.1% | 564 | 1.3% | -21% |
| | 71 | 0.2% | 100 | 0.2% | -29% |
| | 141 | 0.3% | 161 | 0.4% | -12% |
| | 186 | 0.4% | 113 | 0.3% | 65% |
| | 1,656 | 4.0% | 1,556 | 3.7% | 6% |
| | 238 | 0.6% | 201 | 0.5% | 18% |
| | 14,876 | 35.7% | 13,939 | 32.9% | 7% |
| | 102 | 0.2% | 81 | 0.2% | 26% |
| | 425 | 1.0% | 325 | 0.8% | 31% |
| | 261 | 0.6% | 174 | 0.4% | 50% |
| | 266 | 0.6% | 220 | 0.5% | 21% |
| | 709 | 1.7% | 490 | 1.2% | 45% |
| | 19,558 | 46.9% | 18,073 | 42.6% | 8% |
| | 581 | 1.4% | 258 | 0.6% | 125% |
| | 554 | 1.3% | 436 | 1.0% | 27% |
| | 1,135 | 2.7% | 694 | 1.6% | 64% |
| | 41,696 | 100.0% | 42,428 | 100.0% | -2% |



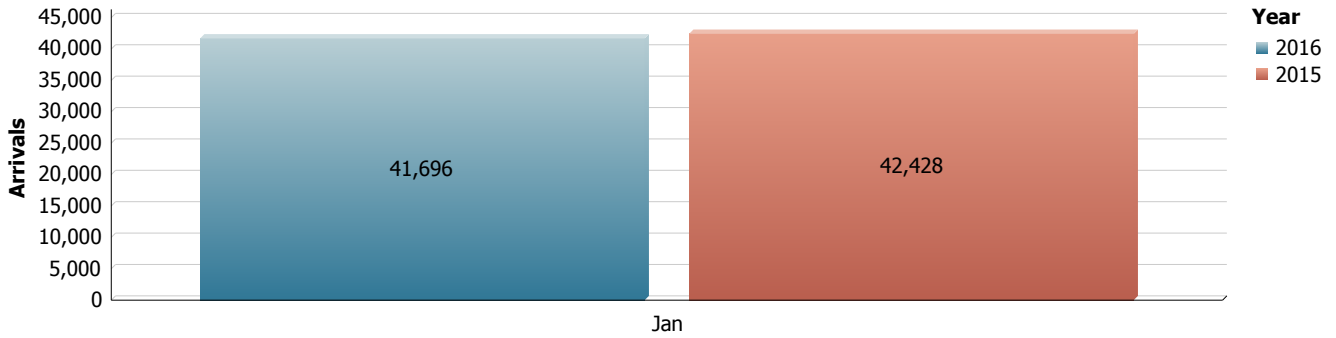
Pietermaai 19, Curacao, Dutch Caribbean
 Phone: (599-9) 434-8200 * Fax: (599-9) 461-5017
 Email: info@curacao.com
 Website: www.curacao.com

Stayover Visitor Nights (Jan / 2016)

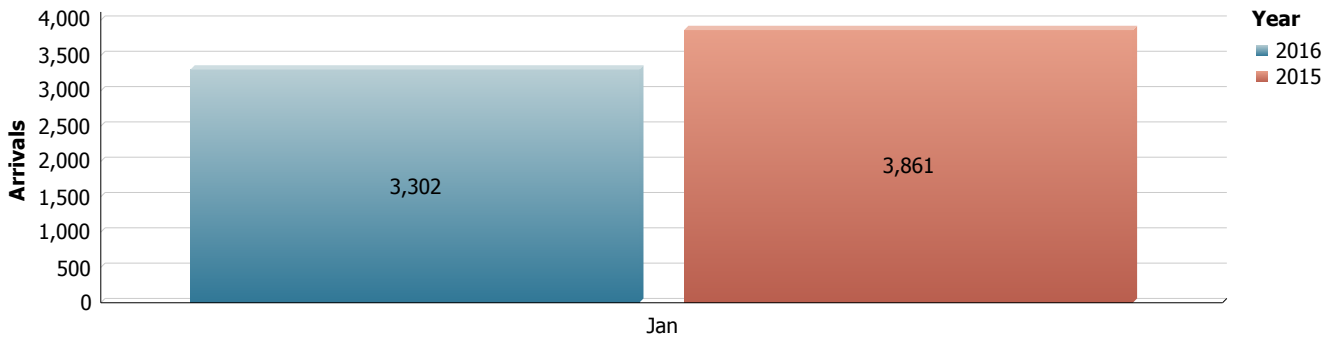
| | Jan/2016 | % Total | Jan/2015 | % Total | % Change |
|----------------------|----------------|---------------|----------------|---------------|-------------|
| North America | | | | | |
| Canada | 28,506 | 8.2% | 24,762 | 6.1% | 15% |
| United States | 34,648 | 9.9% | 38,223 | 9.5% | -9% |
| Total | 63,154 | 18.1% | 62,985 | 15.6% | 0% |
| South America | | | | | |
| Argentina | 1,795 | 0.5% | 1,646 | 0.4% | 9% |
| Brazil | 6,948 | 2.0% | 12,413 | 3.1% | -44% |
| Chile | 249 | 0.1% | 507 | 0.1% | -51% |
| Colombia | 10,140 | 2.9% | 9,721 | 2.4% | 4% |
| Ecuador | 306 | 0.1% | 148 | 0.0% | 107% |
| Guyana | 527 | 0.2% | 1,031 | 0.3% | -49% |
| Panama | 514 | 0.1% | 411 | 0.1% | 25% |
| Suriname | 3,729 | 1.1% | 3,871 | 1.0% | -4% |
| Venezuela | 31,853 | 9.1% | 69,976 | 17.3% | -54% |
| Other | 1,420 | 0.4% | 1,545 | 0.4% | -8% |
| Total | 57,481 | 16.5% | 101,269 | 25.1% | -43% |
| Caribbean | | | | | |
| Aruba | 4,798 | 1.4% | 7,348 | 1.8% | -35% |
| Barbados | 77 | 0.0% | 113 | 0.0% | -32% |
| Dom. Rep. | 2,202 | 0.6% | 2,805 | 0.7% | -21% |
| Haiti | 1,434 | 0.4% | 1,976 | 0.5% | -27% |
| Jamaica | 1,129 | 0.3% | 1,181 | 0.3% | -4% |
| Trinidad & Tobago | 1,333 | 0.4% | 1,830 | 0.5% | -27% |
| Other | 526 | 0.2% | 612 | 0.2% | -14% |
| Total | 11,499 | 3.3% | 15,865 | 3.9% | -28% |
| Europe | | | | | |
| Austria | 1,737 | 0.5% | 1,540 | 0.4% | 13% |
| Belgium | 4,606 | 1.3% | 6,305 | 1.6% | -27% |
| Denmark | 806 | 0.2% | 974 | 0.2% | -17% |
| Finland | 1,367 | 0.4% | 1,526 | 0.4% | -10% |
| France | 1,943 | 0.6% | 951 | 0.2% | 104% |
| Germany | 17,619 | 5.0% | 17,746 | 4.4% | -1% |
| Italy | 2,299 | 0.7% | 2,191 | 0.5% | 5% |
| Netherlands | 167,844 | 48.1% | 176,435 | 43.7% | -5% |
| Norway | 944 | 0.3% | 671 | 0.2% | 41% |
| Sweden | 3,925 | 1.1% | 3,512 | 0.9% | 12% |
| Switzerland | 2,622 | 0.8% | 1,722 | 0.4% | 52% |
| United Kingdom | 2,271 | 0.7% | 2,314 | 0.6% | -2% |
| Other | 5,177 | 1.5% | 4,174 | 1.0% | 24% |
| Total | 213,160 | 61.1% | 220,061 | 54.5% | -3% |
| Others | | | | | |
| Not Stated | 334 | 0.1% | 587 | 0.1% | -43% |
| Other | 3,407 | 1.0% | 2,782 | 0.7% | 22% |
| Total | 3,741 | 1.1% | 3,369 | 0.8% | 11% |
| Overall | 349,035 | 100.0% | 403,549 | 100.0% | -14% |

| 2016YTD | % Total | 2015YTD | % Total | % Change |
|----------------|---------------|----------------|---------------|-------------|
| 28,506 | 8.2% | 24,762 | 6.1% | 15% |
| 34,648 | 9.9% | 38,223 | 9.5% | -9% |
| 63,154 | 18.1% | 62,985 | 15.6% | 0% |
| 1,795 | 0.5% | 1,646 | 0.4% | 9% |
| 6,948 | 2.0% | 12,413 | 3.1% | -44% |
| 249 | 0.1% | 507 | 0.1% | -51% |
| 10,140 | 2.9% | 9,721 | 2.4% | 4% |
| 306 | 0.1% | 148 | 0.0% | 107% |
| 527 | 0.2% | 1,031 | 0.3% | -49% |
| 514 | 0.1% | 411 | 0.1% | 25% |
| 3,729 | 1.1% | 3,871 | 1.0% | -4% |
| 31,853 | 9.1% | 69,976 | 17.3% | -54% |
| 1,420 | 0.4% | 1,545 | 0.4% | -8% |
| 57,481 | 16.5% | 101,269 | 25.1% | -43% |
| 4,798 | 1.4% | 7,348 | 1.8% | -35% |
| 77 | 0.0% | 113 | 0.0% | -32% |
| 2,202 | 0.6% | 2,805 | 0.7% | -21% |
| 1,434 | 0.4% | 1,976 | 0.5% | -27% |
| 1,129 | 0.3% | 1,181 | 0.3% | -4% |
| 1,333 | 0.4% | 1,830 | 0.5% | -27% |
| 526 | 0.2% | 612 | 0.2% | -14% |
| 11,499 | 3.3% | 15,865 | 3.9% | -28% |
| 1,737 | 0.5% | 1,540 | 0.4% | 13% |
| 4,606 | 1.3% | 6,305 | 1.6% | -27% |
| 806 | 0.2% | 974 | 0.2% | -17% |
| 1,367 | 0.4% | 1,526 | 0.4% | -10% |
| 1,943 | 0.6% | 951 | 0.2% | 104% |
| 17,619 | 5.0% | 17,746 | 4.4% | -1% |
| 2,299 | 0.7% | 2,191 | 0.5% | 5% |
| 167,844 | 48.1% | 176,435 | 43.7% | -5% |
| 944 | 0.3% | 671 | 0.2% | 41% |
| 3,925 | 1.1% | 3,512 | 0.9% | 12% |
| 2,622 | 0.8% | 1,722 | 0.4% | 52% |
| 2,271 | 0.7% | 2,314 | 0.6% | -2% |
| 5,177 | 1.5% | 4,174 | 1.0% | 24% |
| 213,160 | 61.1% | 220,061 | 54.5% | -3% |
| 334 | 0.1% | 587 | 0.1% | -43% |
| 3,407 | 1.0% | 2,782 | 0.7% | 22% |
| 3,741 | 1.1% | 3,369 | 0.8% | 11% |
| 349,035 | 100.0% | 403,549 | 100.0% | -14% |

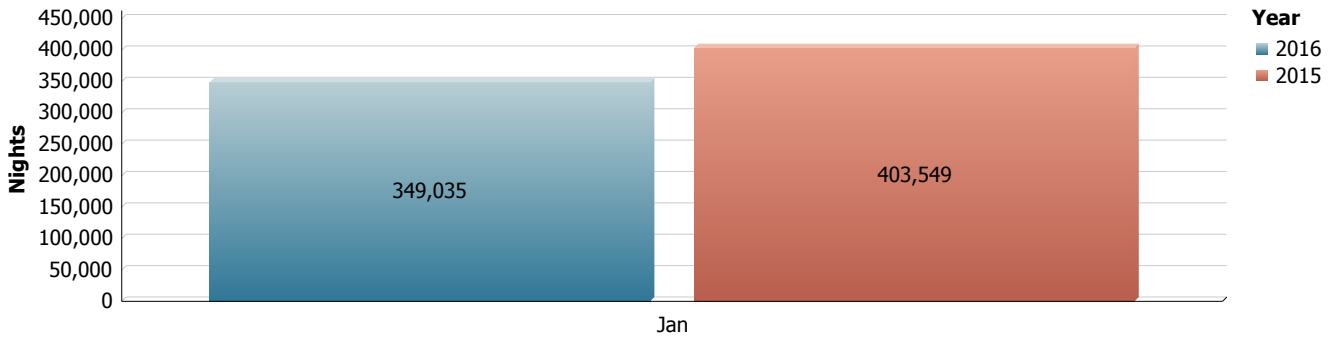
Stay over



Day trippers



Stay over nights



Cruise arrivals

