

Overall Visitor Arrival Performance (Sep / 2019)

Total Stayover Arrivals by Region

Region	Sep/2019	% Total	Sep/2018	% Total	% Change
North America	4,207	13%	5,338	16%	-21%
South America	6,725	21%	7,657	23%	-12%
Caribbean	3,294	10%	2,761	8%	19%
Europe	17,452	54%	16,126	49%	8%
Others	831	3%	941	3%	-12%
Total	32,509	100%	32,823	100%	-1%

2019YTD	% Total	2018YTD	% Total	% Change
74,388	21%	69,846	22%	7%
54,976	16%	48,297	16%	14%
28,942	8%	24,091	8%	20%
178,848	52%	161,809	52%	11%
9,286	3%	7,341	2%	26%
346,440	100%	311,384	100%	11%

Total Daytrippers

	Sep/2019	% Total	Sep/2018	% Total	% Change
Day Trippers	2,072	100%	1,742	100%	19%

2019YTD	% Total	2018YTD	% Total	% Change
13,989	100%	15,011	100%	-7%

Total Nights by Region

Region	Sep/2019	% Total	Sep/2018	% Total	% Change
North America	27,434	9.5%	33,147	11.7%	-17%
South America	49,663	17.2%	51,696	18.3%	-4%
Caribbean	18,583	6.4%	15,615	5.5%	19%
Europe	190,960	66.1%	180,032	63.6%	6%
Others	2,448	0.8%	2,626	0.9%	-7%
Total	289,088	100%	283,116	100%	2%

2019YTD	% Total	2018YTD	% Total	% Change
513,577	16.8%	483,893	17.0%	6%
391,259	12.8%	354,821	12.5%	10%
163,840	5.4%	145,059	5.1%	13%
1,971,856	64.4%	1,836,532	64.6%	7%
20,945	0.7%	23,630	0.8%	-11%
3,061,477	100%	2,843,935	100%	8%

Total Cruise Arrivals

	Sep/2019	% Total	Sep/2018	% Total	% Change
Cruise Arrivals	38,202	100%	41,538	100%	-8%
Cruise Calls	11	100%	12	100%	-8%

2019YTD	% Total	2018YTD	% Total	% Change
541,621	100%	525,258	100%	3%
203	100%	199	100%	2%

Total Arrivals

	Sep/2019	% Total	Sep/2018	% Total	% Change
Cruise Arrivals	38,202	52%	41,538	55%	-8%
Day Trippers	2,072	3%	1,742	2%	19%
Stayovers	32,509	45%	32,823	43%	-1%
Total	72,783	100%	76,103	100%	-4%

2019YTD	% Total	2018YTD	% Total	% Change
541,621	60%	525,258	62%	3%
13,989	2%	15,011	2%	-7%
346,440	38%	311,384	37%	11%
902,050	100%	851,653	100%	6%

Source

Stayover: Immigration database / CTB
Visitor Nights: Immigration database / CTB
Cruise calls / passengers: CPA

Stayover Visitor Arrival (Sep / 2019)

	Sep/2019	% Total	Sep/2018	% Total	% Change
North America					
Canada	706	2.2%	589	1.8%	20%
United States	3,501	10.8%	4,749	14.5%	-26%
Total	4,207	12.9%	5,338	16.3%	-21.19%
South America					
Argentina	175	0.5%	207	0.6%	-15%
Brazil	1,408	4.3%	1,363	4.2%	3%
Chile	145	0.4%	110	0.3%	32%
Colombia	2,274	7.0%	1,628	5.0%	40%
Ecuador	156	0.5%	268	0.8%	-42%
Panama	117	0.4%	108	0.3%	8%
Suriname	1,664	5.1%	1,496	4.6%	11%
Venezuela	462	1.4%	2,144	6.5%	-78%
Other	324	1.0%	333	1.0%	-3%
Total	6,725	20.7%	7,657	23.3%	-12.17%
Caribbean					
Aruba	1,164	3.6%	1,161	3.5%	0%
Dom. Rep.	148	0.5%	279	0.9%	-47%
Haiti	66	0.2%	118	0.4%	-44%
Jamaica	45	0.1%	65	0.2%	-31%
Trinidad & Tobago	695	2.1%	275	0.8%	153%
Other	1,176	3.6%	863	2.6%	36%
Total	3,294	10.1%	2,761	8.4%	19.30%
Europe					
Austria	95	0.3%	73	0.2%	30%
Belgium	541	1.7%	620	1.9%	-13%
Denmark	8	0.0%	16	0.0%	-50%
France	194	0.6%	111	0.3%	75%
Germany	1,690	5.2%	1,749	5.3%	-3%
Italy	68	0.2%	42	0.1%	62%
Netherlands	14,003	43.1%	12,669	38.6%	11%
Spain	88	0.3%	84	0.3%	5%
Sweden	63	0.2%	42	0.1%	50%
Switzerland	169	0.5%	157	0.5%	8%
United Kingdom	211	0.6%	207	0.6%	2%
Other	322	1.0%	356	1.1%	-10%
Total	17,452	53.7%	16,126	49.1%	8.22%
Others					
Not Stated	566	1.7%	574	1.7%	-1%
Other	265	0.8%	367	1.1%	-28%
Total	831	2.6%	941	2.9%	-11.69%
Overall	32,509	100.0%	32,823	100.0%	-1%

	2019YTD	% Total	2018YTD	% Total	% Change
	17,056	4.9%	15,621	5.0%	9%
	57,332	16.5%	54,225	17.4%	6%
Total	74,388	21.5%	69,846	22.4%	7%
	1,868	0.5%	2,244	0.7%	-17%
	10,130	2.9%	9,339	3.0%	8%
	1,160	0.3%	689	0.2%	68%
	21,573	6.2%	14,769	4.7%	46%
	1,299	0.4%	1,387	0.4%	-6%
	1,637	0.5%	1,147	0.4%	43%
	7,198	2.1%	6,336	2.0%	14%
	6,144	1.8%	9,470	3.0%	-35%
	3,967	1.1%	2,916	0.9%	36%
Total	54,976	15.9%	48,297	15.5%	14%
	10,161	2.9%	10,512	3.4%	-3%
	1,651	0.5%	1,655	0.5%	0%
	1,094	0.3%	1,253	0.4%	-13%
	637	0.2%	448	0.1%	42%
	5,361	1.5%	3,102	1.0%	73%
	10,038	2.9%	7,121	2.3%	41%
Total	28,942	8.4%	24,091	7.7%	20%
	976	0.3%	768	0.2%	27%
	5,588	1.6%	5,621	1.8%	-1%
	605	0.2%	594	0.2%	2%
	2,398	0.7%	1,472	0.5%	63%
	15,464	4.5%	12,844	4.1%	20%
	1,121	0.3%	809	0.3%	39%
	143,009	41.3%	129,763	41.7%	10%
	810	0.2%	754	0.2%	7%
	960	0.3%	1,322	0.4%	-27%
	1,681	0.5%	1,729	0.6%	-3%
	2,123	0.6%	2,033	0.7%	4%
	4,113	1.2%	4,100	1.3%	0%
Total	178,848	51.6%	161,809	52.0%	11%
	6,666	1.9%	4,530	1.5%	47%
	2,620	0.8%	2,811	0.9%	-7%
Total	9,286	2.7%	7,341	2.4%	26%
Overall	346,440	100.0%	311,384	100.0%	11%



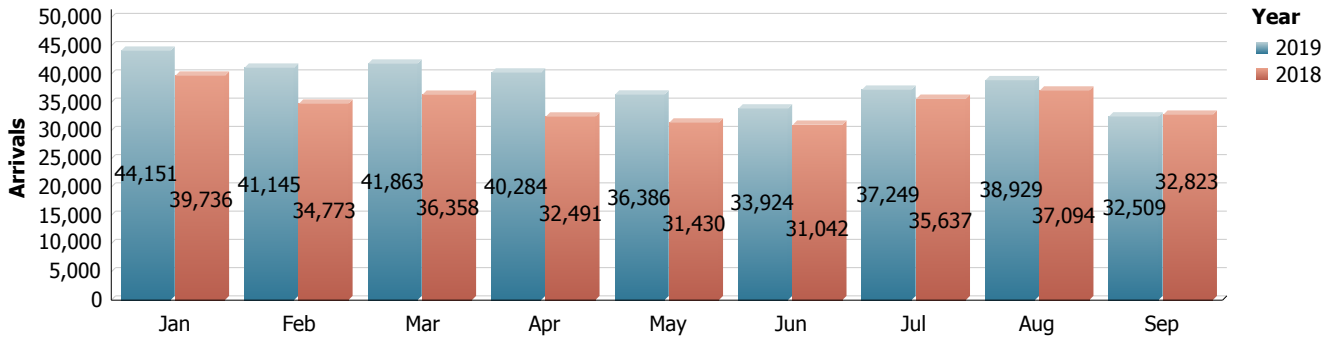
Pietermaai 19, Curacao, Dutch Caribbean
 Phone: (599-9) 434-8200 * Fax: (599-9) 461-5017
 Email: info@curacao.com
 Website: www.curacao.com

Stayover Visitor Nights (Sep / 2019)

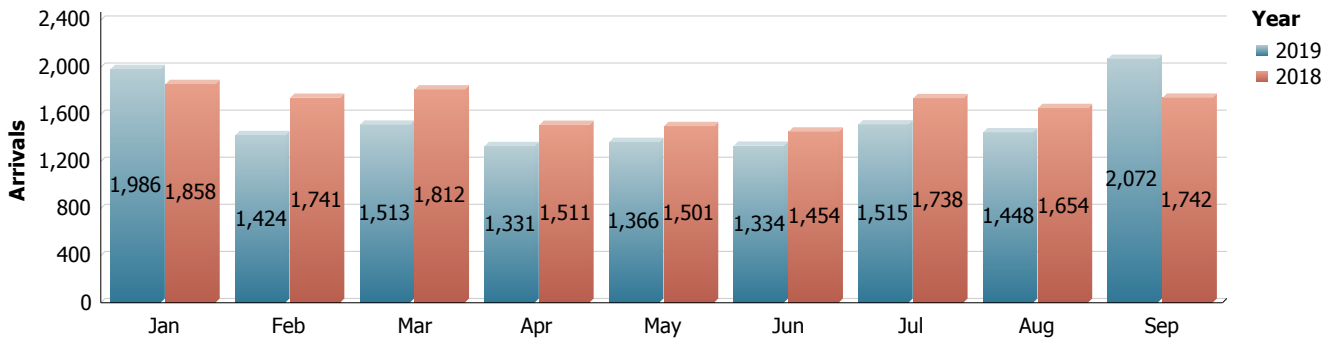
	Sep2019	% Total	Sep2018	% Total	% Change
North America					
Canada	5,031	1.7%	4,112	1.5%	22%
United States	22,403	7.7%	29,035	10.3%	-23%
Total	27,434	9.5%	33,147	11.7%	-17%
South America					
Argentina	1,093	0.4%	1,330	0.5%	-18%
Brazil	9,503	3.3%	8,610	3.0%	10%
Chile	1,023	0.4%	755	0.3%	35%
Colombia	17,075	5.9%	12,688	4.5%	35%
Ecuador	855	0.3%	1,168	0.4%	-27%
Panama	436	0.2%	412	0.1%	6%
Suriname	12,561	4.3%	9,984	3.5%	26%
Venezuela	4,960	1.7%	14,675	5.2%	-66%
Other	2,157	0.7%	2,074	0.7%	4%
Total	49,663	17.2%	51,696	18.3%	-4%
Caribbean					
Aruba	5,634	1.9%	5,024	1.8%	12%
Dom. Rep.	2,339	0.8%	3,211	1.1%	-27%
Haiti	370	0.1%	786	0.3%	-53%
Jamaica	316	0.1%	387	0.1%	-18%
Trinidad & Tobago	2,825	1.0%	1,194	0.4%	137%
Other	7,099	2.5%	5,013	1.8%	42%
Total	18,583	6.4%	15,615	5.5%	19%
Europe					
Austria	981	0.3%	585	0.2%	68%
Belgium	5,117	1.8%	6,113	2.2%	-16%
Denmark	33	0.0%	104	0.0%	-68%
France	929	0.3%	832	0.3%	12%
Germany	19,260	6.7%	19,691	7.0%	-2%
Italy	603	0.2%	322	0.1%	87%
Netherlands	155,925	53.9%	144,723	51.1%	8%
Spain	736	0.3%	839	0.3%	-12%
Sweden	770	0.3%	400	0.1%	92%
Switzerland	1,623	0.6%	1,434	0.5%	13%
United Kingdom	2,073	0.7%	1,840	0.6%	13%
Other	2,910	1.0%	3,149	1.1%	-8%
Total	190,960	66.1%	180,032	63.6%	6%
Others					
Not Stated	303	0.1%	295	0.1%	3%
Other	2,145	0.7%	2,331	0.8%	-8%
Total	2,448	0.8%	2,626	0.9%	-7%
Overall	289,088	100.0%	283,116	100.0%	2%

2019YTD	% Total	2018YTD	% Total	% Change
138,696	4.5%	127,456	4.5%	9%
374,881	12.2%	356,437	12.5%	5%
513,577	16.8%	483,893	17.0%	6%
13,794	0.5%	16,236	0.6%	-15%
68,374	2.2%	60,184	2.1%	14%
8,985	0.3%	5,280	0.2%	70%
153,584	5.0%	118,076	4.2%	30%
7,715	0.3%	6,582	0.2%	17%
8,269	0.3%	5,921	0.2%	40%
50,391	1.6%	44,960	1.6%	12%
51,462	1.7%	77,295	2.7%	-33%
28,685	0.9%	20,287	0.7%	41%
391,259	12.8%	354,821	12.5%	10%
49,683	1.6%	50,480	1.8%	-2%
22,900	0.7%	22,815	0.8%	0%
7,273	0.2%	9,052	0.3%	-20%
4,952	0.2%	3,287	0.1%	51%
24,661	0.8%	14,305	0.5%	72%
54,371	1.8%	45,120	1.6%	21%
163,840	5.4%	145,059	5.1%	13%
10,080	0.3%	7,340	0.3%	37%
49,405	1.6%	54,178	1.9%	-9%
5,337	0.2%	5,654	0.2%	-6%
18,834	0.6%	11,065	0.4%	70%
177,039	5.8%	151,203	5.3%	17%
9,889	0.3%	7,007	0.2%	41%
1,612,084	52.7%	1,509,250	53.1%	7%
8,160	0.3%	7,179	0.3%	14%
8,922	0.3%	12,696	0.4%	-30%
15,584	0.5%	16,191	0.6%	-4%
19,974	0.7%	18,044	0.6%	11%
36,548	1.2%	36,725	1.3%	0%
1,971,856	64.4%	1,836,532	64.6%	7%
2,204	0.1%	4,525	0.2%	-51%
18,741	0.6%	19,105	0.7%	-2%
20,945	0.7%	23,630	0.8%	-11%
3,061,477	100.0%	2,843,935	100.0%	8%

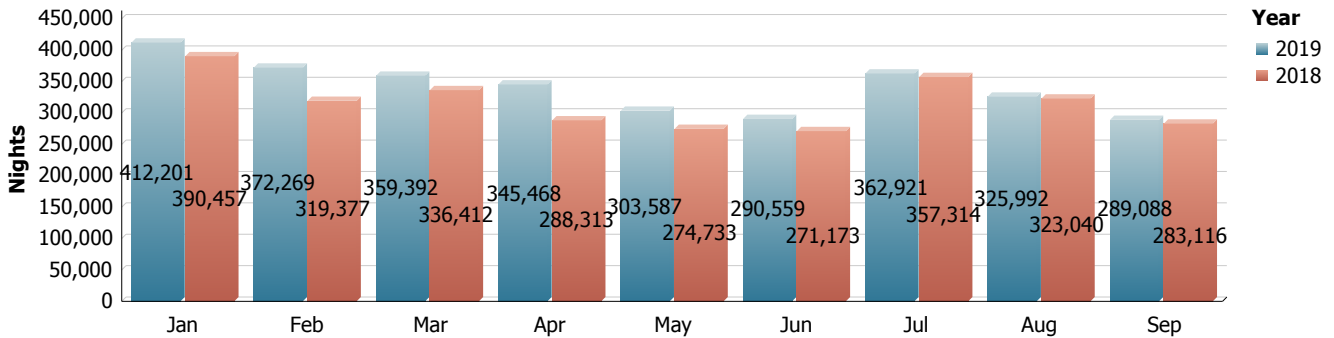
Stay over



Day trippers



Stay over nights



Cruise arrivals

