

## Overall Visitor Arrival Performance (Nov / 2017)

### Total Stayover Arrivals by Region

Region	Nov/2017	% Total	Nov/2016	% Total	% Change
North America	6,610	20%	5,680	17%	16%
South America	6,115	18%	6,717	20%	-9%
Caribbean	2,451	7%	3,209	9%	-24%
Europe	17,432	52%	17,687	51%	-1%
Others	1,115	3%	1,094	3%	2%
<b>Total</b>	<b>33,723</b>	<b>100%</b>	<b>34,387</b>	<b>100%</b>	<b>-2%</b>

2017YTD	% Total	2016YTD	% Total	% Change
71,569	20%	69,735	17%	3%
67,217	19%	98,200	24%	-32%
23,851	7%	31,610	8%	-25%
186,142	52%	189,255	47%	-2%
10,085	3%	12,928	3%	-22%
<b>358,864</b>	<b>100%</b>	<b>401,728</b>	<b>100%</b>	<b>-11%</b>

### Total Daytrippers

	Nov/2017	% Total	Nov/2016	% Total	% Change
Day Trippers	2,276	100%	2,472	100%	-8%

2017YTD	% Total	2016YTD	% Total	% Change
22,031	100%	29,816	100%	-26%

### Total Nights by Region

Region	Nov/2017	% Total	Nov/2016	% Total	% Change
North America	42,667	15.2%	35,229	12.6%	21%
South America	43,392	15.5%	41,629	14.9%	4%
Caribbean	12,441	4.4%	16,159	5.8%	-23%
Europe	176,642	63.0%	181,856	65.3%	-3%
Others	5,172	1.8%	3,657	1.3%	41%
<b>Total</b>	<b>280,314</b>	<b>100%</b>	<b>278,530</b>	<b>100%</b>	<b>1%</b>

2017YTD	% Total	2016YTD	% Total	% Change
480,087	15.0%	450,895	13.9%	6%
489,902	15.3%	604,390	18.6%	-19%
136,777	4.3%	170,006	5.2%	-20%
2,041,351	63.9%	1,988,694	61.2%	3%
48,759	1.5%	37,211	1.1%	31%
<b>3,196,876</b>	<b>100%</b>	<b>3,251,196</b>	<b>100%</b>	<b>-2%</b>

### Total Cruise Arrivals

	Nov/2017	% Total	Nov/2016	% Total	% Change
Cruise Arrivals	78,016	100%	58,020	100%	34%
Cruise Calls	35	100%	33	100%	6%

2017YTD	% Total	2016YTD	% Total	% Change
533,419	100%	406,298	100%	31%
229	100%	199	100%	15%

### Total Arrivals

	Nov/2017	% Total	Nov/2016	% Total	% Change
Cruise Arrivals	78,016	68%	58,020	61%	34%
Day Trippers	2,276	2%	2,472	3%	-8%
Stayovers	33,723	30%	34,387	36%	-2%
<b>Total</b>	<b>114,015</b>	<b>100%</b>	<b>94,879</b>	<b>100%</b>	<b>20%</b>

2017YTD	% Total	2016YTD	% Total	% Change
533,419	58%	406,298	48%	31%
22,031	2%	29,816	4%	-26%
358,864	39%	401,728	48%	-11%
<b>914,314</b>	<b>100%</b>	<b>837,842</b>	<b>100%</b>	<b>9%</b>

### Source

**Stayover:** Immigration database / CTB  
**Visitor Nights:** Immigration database / CTB  
**Cruise calls / passengers:** CPA



Pietermaai 19, Curaçao, Dutch Caribbean  
 Phone: (599-9) 434-8200 \* Fax: (599-9) 461-5017  
 Email: info@curacao.com  
 Website: www.curacao.com

### Stayover Visitor Arrival (Nov / 2017)

	Nov/2017	% Total	Nov/2016	% Total	% Change
<b>North America</b>					
Canada	1,236	3.7%	1,036	3.0%	19%
United States	5,374	15.9%	4,644	13.5%	16%
<b>Total</b>	<b>6,610</b>	<b>19.6%</b>	<b>5,680</b>	<b>16.5%</b>	<b>16.37%</b>
<b>South America</b>					
Argentina	176	0.5%	171	0.5%	3%
Brazil	813	2.4%	722	2.1%	13%
Chile	40	0.1%	29	0.1%	38%
Colombia	1,484	4.4%	1,193	3.5%	24%
Ecuador	178	0.5%	356	1.0%	-50%
Guyana	74	0.2%	136	0.4%	-46%
Panama	193	0.6%	163	0.5%	18%
Suriname	610	1.8%	896	2.6%	-32%
Venezuela	2,331	6.9%	2,892	8.4%	-19%
Other	216	0.6%	159	0.5%	36%
<b>Total</b>	<b>6,115</b>	<b>18.1%</b>	<b>6,717</b>	<b>19.5%</b>	<b>-8.96%</b>
<b>Caribbean</b>					
Aruba	1,375	4.1%	1,560	4.5%	-12%
Barbados	37	0.1%	57	0.2%	-35%
Dom. Rep.	400	1.2%	355	1.0%	13%
Haiti	137	0.4%	211	0.6%	-35%
Jamaica	63	0.2%	242	0.7%	-74%
Trinidad & Tobago	348	1.0%	548	1.6%	-36%
Other	91	0.3%	236	0.7%	-61%
<b>Total</b>	<b>2,451</b>	<b>7.3%</b>	<b>3,209</b>	<b>9.3%</b>	<b>-23.62%</b>
<b>Europe</b>					
Austria	124	0.4%	171	0.5%	-27%
Belgium	419	1.2%	446	1.3%	-6%
Denmark	50	0.1%	36	0.1%	39%
Finland	86	0.3%	60	0.2%	43%
France	136	0.4%	139	0.4%	-2%
Germany	1,680	5.0%	2,381	6.9%	-29%
Italy	94	0.3%	115	0.3%	-18%
Netherlands	13,444	39.9%	13,226	38.5%	2%
Norway	90	0.3%	49	0.1%	84%
Sweden	214	0.6%	141	0.4%	52%
Switzerland	230	0.7%	274	0.8%	-16%
United Kingdom	282	0.8%	187	0.5%	51%
Other	583	1.7%	462	1.3%	26%
<b>Total</b>	<b>17,432</b>	<b>51.7%</b>	<b>17,687</b>	<b>51.4%</b>	<b>-1.44%</b>
<b>Others</b>					
Not Stated	502	1.5%	539	1.6%	-7%
Other	613	1.8%	555	1.6%	10%
<b>Total</b>	<b>1,115</b>	<b>3.3%</b>	<b>1,094</b>	<b>3.2%</b>	<b>1.92%</b>
<b>Overall</b>	<b>33,723</b>	<b>100.0%</b>	<b>34,387</b>	<b>100.0%</b>	<b>-2%</b>

2017YTD	% Total	2016YTD	% Total	% Change
16,837	4.7%	15,967	4.0%	5%
54,732	15.3%	53,768	13.4%	2%
<b>71,569</b>	<b>19.9%</b>	<b>69,735</b>	<b>17.4%</b>	<b>3%</b>
2,317	0.6%	1,738	0.4%	33%
9,157	2.6%	9,298	2.3%	-2%
558	0.2%	525	0.1%	6%
14,276	4.0%	12,647	3.1%	13%
3,183	0.9%	2,437	0.6%	31%
779	0.2%	2,034	0.5%	-62%
1,389	0.4%	1,631	0.4%	-15%
7,181	2.0%	9,157	2.3%	-22%
26,251	7.3%	56,272	14.0%	-53%
2,126	0.6%	2,461	0.6%	-14%
<b>67,217</b>	<b>18.7%</b>	<b>98,200</b>	<b>24.4%</b>	<b>-32%</b>
11,107	3.1%	14,319	3.6%	-22%
379	0.1%	366	0.1%	4%
4,072	1.1%	3,888	1.0%	5%
1,213	0.3%	1,727	0.4%	-30%
884	0.2%	2,131	0.5%	-59%
4,384	1.2%	7,293	1.8%	-40%
1,812	0.5%	1,886	0.5%	-4%
<b>23,851</b>	<b>6.6%</b>	<b>31,610</b>	<b>7.9%</b>	<b>-25%</b>
1,227	0.3%	1,438	0.4%	-15%
6,060	1.7%	6,473	1.6%	-6%
651	0.2%	638	0.2%	2%
504	0.1%	634	0.2%	-21%
1,533	0.4%	1,849	0.5%	-17%
19,526	5.4%	20,828	5.2%	-6%
995	0.3%	1,307	0.3%	-24%
143,327	39.9%	143,482	35.7%	0%
735	0.2%	795	0.2%	-8%
1,760	0.5%	1,915	0.5%	-8%
2,562	0.7%	2,768	0.7%	-7%
2,408	0.7%	2,575	0.6%	-6%
4,854	1.4%	4,553	1.1%	7%
<b>186,142</b>	<b>51.9%</b>	<b>189,255</b>	<b>47.1%</b>	<b>-2%</b>
3,952	1.1%	7,544	1.9%	-48%
6,133	1.7%	5,384	1.3%	14%
<b>10,085</b>	<b>2.8%</b>	<b>12,928</b>	<b>3.2%</b>	<b>-22%</b>
<b>358,864</b>	<b>100.0%</b>	<b>401,728</b>	<b>100.0%</b>	<b>-11%</b>



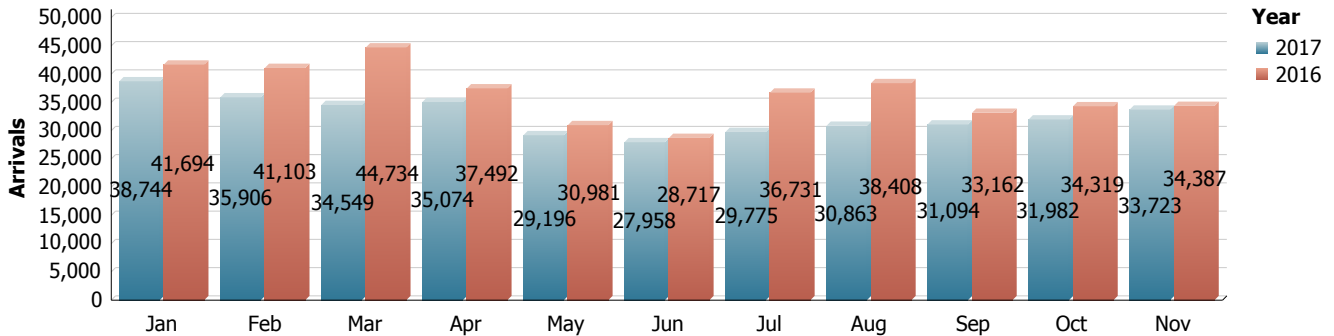
Pietermaai 19, Curacao, Dutch Caribbean  
 Phone: (599-9) 434-8200 \* Fax: (599-9) 461-5017  
 Email: info@curacao.com  
 Website: www.curacao.com

### Stayover Visitor Nights (Nov / 2017)

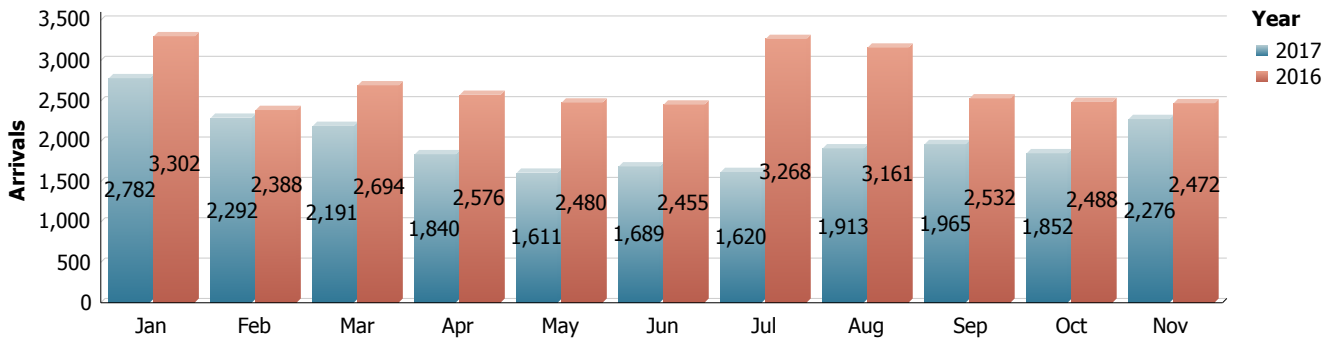
	Nov/2017	% Total	Nov/2016	% Total	% Change
<b>North America</b>					
Canada	10,149	3.6%	7,797	2.8%	30%
United States	32,518	11.6%	27,432	9.8%	19%
<b>Total</b>	<b>42,667</b>	<b>15.2%</b>	<b>35,229</b>	<b>12.6%</b>	<b>21%</b>
<b>South America</b>					
Argentina	973	0.3%	1,084	0.4%	-10%
Brazil	4,734	1.7%	4,027	1.4%	18%
Chile	193	0.1%	175	0.1%	10%
Colombia	11,085	4.0%	11,189	4.0%	-1%
Ecuador	859	0.3%	1,574	0.6%	-45%
Guyana	441	0.2%	550	0.2%	-20%
Panama	1,322	0.5%	626	0.2%	111%
Suriname	3,979	1.4%	5,105	1.8%	-22%
Venezuela	18,551	6.6%	16,309	5.9%	14%
Other	1,255	0.4%	990	0.4%	27%
<b>Total</b>	<b>43,392</b>	<b>15.5%</b>	<b>41,629</b>	<b>14.9%</b>	<b>4%</b>
<b>Caribbean</b>					
Aruba	5,830	2.1%	6,008	2.2%	-3%
Barbados	134	0.0%	243	0.1%	-45%
Dom. Rep.	2,686	1.0%	3,822	1.4%	-30%
Haiti	1,295	0.5%	1,598	0.6%	-19%
Jamaica	578	0.2%	1,451	0.5%	-60%
Trinidad & Tobago	1,337	0.5%	1,884	0.7%	-29%
Other	581	0.2%	1,153	0.4%	-50%
<b>Total</b>	<b>12,441</b>	<b>4.4%</b>	<b>16,159</b>	<b>5.8%</b>	<b>-23%</b>
<b>Europe</b>					
Austria	1,332	0.5%	1,664	0.6%	-20%
Belgium	4,466	1.6%	4,248	1.5%	5%
Denmark	662	0.2%	318	0.1%	108%
Finland	792	0.3%	564	0.2%	40%
France	1,265	0.5%	1,067	0.4%	19%
Germany	17,449	6.2%	24,402	8.8%	-28%
Italy	764	0.3%	917	0.3%	-17%
Netherlands	137,265	49.0%	138,849	49.9%	-1%
Norway	782	0.3%	416	0.1%	88%
Sweden	2,187	0.8%	1,147	0.4%	91%
Switzerland	2,277	0.8%	2,537	0.9%	-10%
United Kingdom	2,196	0.8%	1,825	0.7%	20%
Other	5,205	1.9%	3,902	1.4%	33%
<b>Total</b>	<b>176,642</b>	<b>63.0%</b>	<b>181,856</b>	<b>65.3%</b>	<b>-3%</b>
<b>Others</b>					
Not Stated	295	0.1%	468	0.2%	-37%
Other	4,877	1.7%	3,189	1.1%	53%
<b>Total</b>	<b>5,172</b>	<b>1.8%</b>	<b>3,657</b>	<b>1.3%</b>	<b>41%</b>
<b>Overall</b>	<b>280,314</b>	<b>100.0%</b>	<b>278,530</b>	<b>100.0%</b>	<b>1%</b>

	2017YTD	% Total	2016YTD	% Total	% Change
	134,601	4.2%	120,680	3.7%	12%
	345,486	10.8%	330,215	10.2%	5%
	<b>480,087</b>	<b>15.0%</b>	<b>450,895</b>	<b>13.9%</b>	<b>6%</b>
	15,628	0.5%	11,542	0.4%	35%
	57,839	1.8%	57,004	1.8%	1%
	3,807	0.1%	3,599	0.1%	6%
	124,637	3.9%	114,968	3.5%	8%
	17,049	0.5%	12,039	0.4%	42%
	4,235	0.1%	10,955	0.3%	-61%
	8,252	0.3%	7,251	0.2%	14%
	52,076	1.6%	61,870	1.9%	-16%
	192,053	6.0%	309,971	9.5%	-38%
	14,326	0.4%	15,191	0.5%	-6%
	<b>489,902</b>	<b>15.3%</b>	<b>604,390</b>	<b>18.6%</b>	<b>-19%</b>
	53,778	1.7%	63,346	1.9%	-15%
	1,966	0.1%	1,512	0.0%	30%
	34,741	1.1%	36,500	1.1%	-5%
	9,134	0.3%	12,353	0.4%	-26%
	6,984	0.2%	15,864	0.5%	-56%
	19,291	0.6%	29,162	0.9%	-34%
	10,883	0.3%	11,269	0.3%	-3%
	<b>136,777</b>	<b>4.3%</b>	<b>170,006</b>	<b>5.2%</b>	<b>-20%</b>
	12,456	0.4%	13,465	0.4%	-7%
	62,335	1.9%	60,208	1.9%	4%
	5,891	0.2%	5,511	0.2%	7%
	4,980	0.2%	5,785	0.2%	-14%
	12,474	0.4%	15,341	0.5%	-19%
	219,906	6.9%	217,431	6.7%	1%
	8,692	0.3%	11,424	0.4%	-24%
	1,603,912	50.2%	1,551,018	47.7%	3%
	6,393	0.2%	6,884	0.2%	-7%
	16,287	0.5%	17,210	0.5%	-5%
	25,599	0.8%	25,114	0.8%	2%
	21,848	0.7%	23,359	0.7%	-6%
	40,578	1.3%	35,944	1.1%	13%
	<b>2,041,351</b>	<b>63.9%</b>	<b>1,988,694</b>	<b>61.2%</b>	<b>3%</b>
	2,461	0.1%	5,368	0.2%	-54%
	46,298	1.4%	31,843	1.0%	45%
	<b>48,759</b>	<b>1.5%</b>	<b>37,211</b>	<b>1.1%</b>	<b>31%</b>
	<b>3,196,876</b>	<b>100.0%</b>	<b>3,251,196</b>	<b>100.0%</b>	<b>-2%</b>

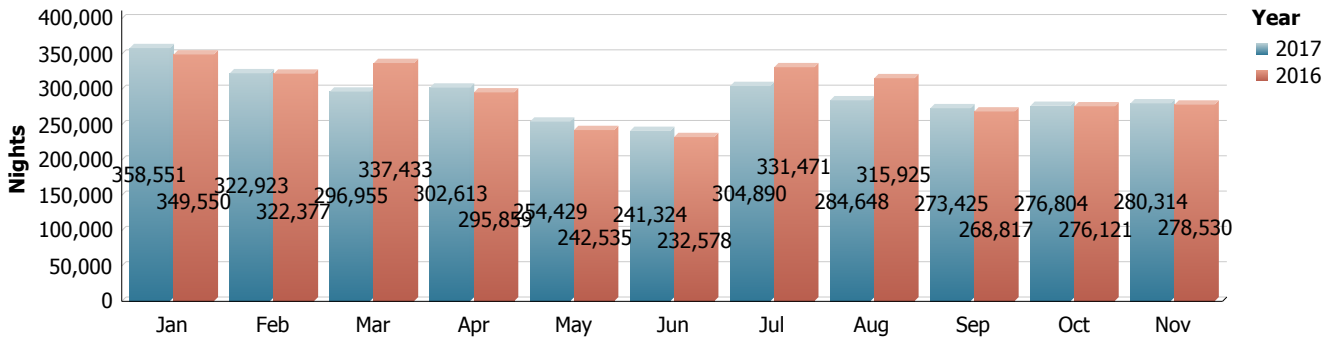
### Stay over



### Day trippers



### Stay over nights



### Cruise arrivals

