

Overall Visitor Arrival Performance (Oct / 2019)

Total Stayover Arrivals by Region

| Region | Oct/2019 | % Total | Oct/2018 | % Total | % Change |
|---------------|---------------|-------------|---------------|-------------|------------|
| North America | 4,893 | 14% | 5,869 | 16% | -17% |
| South America | 5,013 | 15% | 7,183 | 20% | -30% |
| Caribbean | 3,650 | 11% | 2,846 | 8% | 28% |
| Europe | 19,899 | 58% | 18,994 | 53% | 5% |
| Others | 1,070 | 3% | 770 | 2% | 39% |
| Total | 34,525 | 100% | 35,662 | 100% | -3% |

| 2019YTD | % Total | 2018YTD | % Total | % Change |
|----------------|-------------|----------------|-------------|------------|
| 79,280 | 21% | 75,715 | 22% | 5% |
| 59,992 | 16% | 55,480 | 16% | 8% |
| 32,591 | 9% | 26,937 | 8% | 21% |
| 198,748 | 52% | 180,802 | 52% | 10% |
| 10,355 | 3% | 8,112 | 2% | 28% |
| 380,966 | 100% | 347,046 | 100% | 10% |

Total Daytrippers

| | Oct/2019 | % Total | Oct/2018 | % Total | % Change |
|--------------|----------|---------|----------|---------|----------|
| Day Trippers | 1,655 | 100% | 1,809 | 100% | -9% |

| 2019YTD | % Total | 2018YTD | % Total | % Change |
|---------|---------|---------|---------|----------|
| 15,643 | 100% | 16,820 | 100% | -7% |

Total Nights by Region

| Region | Oct/2019 | % Total | Oct/2018 | % Total | % Change |
|---------------|----------------|-------------|----------------|-------------|------------|
| North America | 32,662 | 11.1% | 38,148 | 12.4% | -14% |
| South America | 36,066 | 12.3% | 49,331 | 16.0% | -27% |
| Caribbean | 19,925 | 6.8% | 18,079 | 5.9% | 10% |
| Europe | 202,488 | 69.0% | 199,640 | 64.9% | 1% |
| Others | 2,420 | 0.8% | 2,478 | 0.8% | -2% |
| Total | 293,561 | 100% | 307,676 | 100% | -5% |

| 2019YTD | % Total | 2018YTD | % Total | % Change |
|------------------|-------------|------------------|-------------|-----------|
| 546,244 | 16.3% | 522,041 | 16.6% | 5% |
| 427,348 | 12.7% | 404,152 | 12.8% | 6% |
| 183,772 | 5.5% | 163,138 | 5.2% | 13% |
| 2,174,340 | 64.8% | 2,036,152 | 64.6% | 7% |
| 23,365 | 0.7% | 26,108 | 0.8% | -11% |
| 3,355,069 | 100% | 3,151,591 | 100% | 6% |

Total Cruise Arrivals

| | Oct/2019 | % Total | Oct/2018 | % Total | % Change |
|-----------------|----------|---------|----------|---------|----------|
| Cruise Arrivals | 47,223 | 100% | 49,649 | 100% | -5% |
| Cruise Calls | 21 | 100% | 20 | 100% | 5% |

| 2019YTD | % Total | 2018YTD | % Total | % Change |
|---------|---------|---------|---------|----------|
| 588,844 | 100% | 574,907 | 100% | 2% |
| 224 | 100% | 219 | 100% | 2% |

Total Arrivals

| | Oct/2019 | % Total | Oct/2018 | % Total | % Change |
|-----------------|---------------|-------------|---------------|-------------|------------|
| Cruise Arrivals | 47,223 | 57% | 49,649 | 57% | -5% |
| Day Trippers | 1,655 | 2% | 1,809 | 2% | -9% |
| Stayovers | 34,525 | 41% | 35,662 | 41% | -3% |
| Total | 83,403 | 100% | 87,120 | 100% | -4% |

| 2019YTD | % Total | 2018YTD | % Total | % Change |
|----------------|-------------|----------------|-------------|-----------|
| 588,844 | 60% | 574,907 | 61% | 2% |
| 15,643 | 2% | 16,820 | 2% | -7% |
| 380,966 | 39% | 347,046 | 37% | 10% |
| 985,453 | 100% | 938,773 | 100% | 5% |

Source

Stayover: Immigration database / CTB
Visitor Nights: Immigration database / CTB
Cruise calls / passengers: CPA



Pietermaai 19, Curaçao, Dutch Caribbean
 Phone: (599-9) 434-8200 * Fax: (599-9) 461-5017
 Email: info@curacao.com
 Website: www.curacao.com

Stayover Visitor Arrival (Oct / 2019)

| | Oct/2019 | % Total | Oct/2018 | % Total | % Change |
|----------------------|---------------|---------------|---------------|---------------|----------------|
| North America | | | | | |
| Canada | 853 | 2.5% | 978 | 2.7% | -13% |
| United States | 4,040 | 11.7% | 4,891 | 13.7% | -17% |
| Total | 4,893 | 14.2% | 5,869 | 16.5% | -16.63% |
| South America | | | | | |
| Argentina | 132 | 0.4% | 183 | 0.5% | -28% |
| Brazil | 1,059 | 3.1% | 1,139 | 3.2% | -7% |
| Chile | 90 | 0.3% | 79 | 0.2% | 14% |
| Colombia | 2,152 | 6.2% | 2,369 | 6.6% | -9% |
| Ecuador | 115 | 0.3% | 345 | 1.0% | -67% |
| Panama | 137 | 0.4% | 103 | 0.3% | 33% |
| Suriname | 616 | 1.8% | 735 | 2.1% | -16% |
| Venezuela | 342 | 1.0% | 1,889 | 5.3% | -82% |
| Other | 370 | 1.1% | 341 | 1.0% | 9% |
| Total | 5,013 | 14.5% | 7,183 | 20.1% | -30.21% |
| Caribbean | | | | | |
| Aruba | 1,326 | 3.8% | 1,197 | 3.4% | 11% |
| Dom. Rep. | 161 | 0.5% | 232 | 0.7% | -31% |
| Haiti | 65 | 0.2% | 162 | 0.5% | -60% |
| Jamaica | 88 | 0.3% | 85 | 0.2% | 4% |
| Trinidad & Tobago | 691 | 2.0% | 336 | 0.9% | 106% |
| Other | 1,319 | 3.8% | 834 | 2.3% | 58% |
| Total | 3,650 | 10.6% | 2,846 | 8.0% | 28.25% |
| Europe | | | | | |
| Austria | 88 | 0.3% | 79 | 0.2% | 11% |
| Belgium | 725 | 2.1% | 826 | 2.3% | -12% |
| Denmark | 34 | 0.1% | 37 | 0.1% | -8% |
| France | 349 | 1.0% | 238 | 0.7% | 47% |
| Germany | 1,839 | 5.3% | 1,733 | 4.9% | 6% |
| Italy | 48 | 0.1% | 73 | 0.2% | -34% |
| Netherlands | 15,708 | 45.5% | 14,954 | 41.9% | 5% |
| Spain | 61 | 0.2% | 81 | 0.2% | -25% |
| Sweden | 189 | 0.5% | 159 | 0.4% | 19% |
| Switzerland | 271 | 0.8% | 206 | 0.6% | 32% |
| United Kingdom | 191 | 0.6% | 211 | 0.6% | -9% |
| Other | 396 | 1.1% | 397 | 1.1% | 0% |
| Total | 19,899 | 57.6% | 18,994 | 53.3% | 4.76% |
| Others | | | | | |
| Not Stated | 795 | 2.3% | 492 | 1.4% | 62% |
| Other | 275 | 0.8% | 278 | 0.8% | -1% |
| Total | 1,070 | 3.1% | 770 | 2.2% | 38.96% |
| Overall | 34,525 | 100.0% | 35,662 | 100.0% | -3% |

| | 2019YTD | % Total | 2018YTD | % Total | % Change |
|--|----------------|---------------|----------------|---------------|------------|
| | 17,909 | 4.7% | 16,599 | 4.8% | 8% |
| | 61,371 | 16.1% | 59,116 | 17.0% | 4% |
| | 79,280 | 20.8% | 75,715 | 21.8% | 5% |
| | 2,000 | 0.5% | 2,427 | 0.7% | -18% |
| | 11,190 | 2.9% | 10,478 | 3.0% | 7% |
| | 1,250 | 0.3% | 768 | 0.2% | 63% |
| | 23,725 | 6.2% | 17,138 | 4.9% | 38% |
| | 1,414 | 0.4% | 1,732 | 0.5% | -18% |
| | 1,775 | 0.5% | 1,250 | 0.4% | 42% |
| | 7,815 | 2.1% | 7,071 | 2.0% | 11% |
| | 6,486 | 1.7% | 11,359 | 3.3% | -43% |
| | 4,337 | 1.1% | 3,257 | 0.9% | 33% |
| | 59,992 | 15.7% | 55,480 | 16.0% | 8% |
| | 11,488 | 3.0% | 11,709 | 3.4% | -2% |
| | 1,812 | 0.5% | 1,887 | 0.5% | -4% |
| | 1,159 | 0.3% | 1,415 | 0.4% | -18% |
| | 725 | 0.2% | 533 | 0.2% | 36% |
| | 6,052 | 1.6% | 3,438 | 1.0% | 76% |
| | 11,355 | 3.0% | 7,955 | 2.3% | 43% |
| | 32,591 | 8.6% | 26,937 | 7.8% | 21% |
| | 1,064 | 0.3% | 847 | 0.2% | 26% |
| | 6,313 | 1.7% | 6,447 | 1.9% | -2% |
| | 639 | 0.2% | 631 | 0.2% | 1% |
| | 2,747 | 0.7% | 1,710 | 0.5% | 61% |
| | 17,302 | 4.5% | 14,577 | 4.2% | 19% |
| | 1,169 | 0.3% | 882 | 0.3% | 33% |
| | 158,718 | 41.7% | 144,716 | 41.7% | 10% |
| | 871 | 0.2% | 835 | 0.2% | 4% |
| | 1,149 | 0.3% | 1,481 | 0.4% | -22% |
| | 1,952 | 0.5% | 1,935 | 0.6% | 1% |
| | 2,315 | 0.6% | 2,244 | 0.6% | 3% |
| | 4,509 | 1.2% | 4,497 | 1.3% | 0% |
| | 198,748 | 52.2% | 180,802 | 52.1% | 10% |
| | 7,460 | 2.0% | 5,022 | 1.4% | 49% |
| | 2,895 | 0.8% | 3,090 | 0.9% | -6% |
| | 10,355 | 2.7% | 8,112 | 2.3% | 28% |
| | 380,966 | 100.0% | 347,046 | 100.0% | 10% |



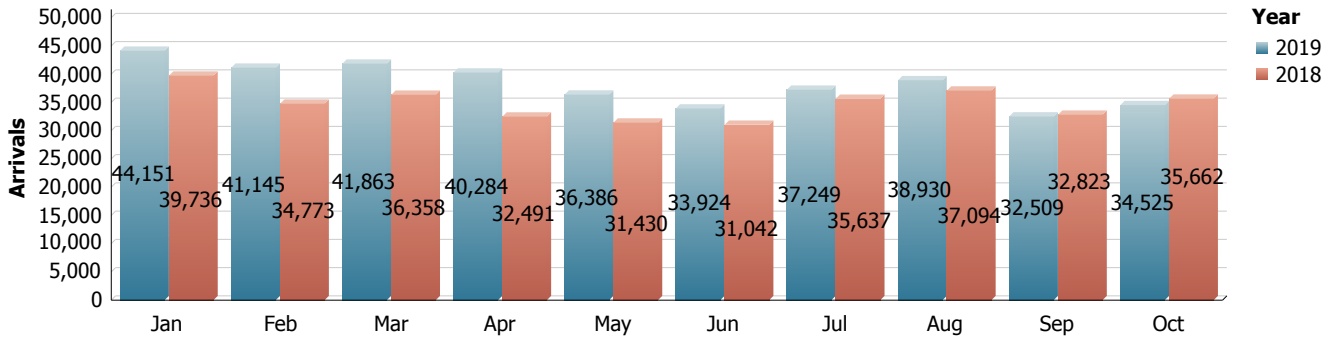
Pietermaai 19, Curaçao, Dutch Caribbean
 Phone: (599-9) 434-8200 * Fax: (599-9) 461-5017
 Email: info@curacao.com
 Website: www.curacao.com

Stayover Visitor Nights (Oct / 2019)

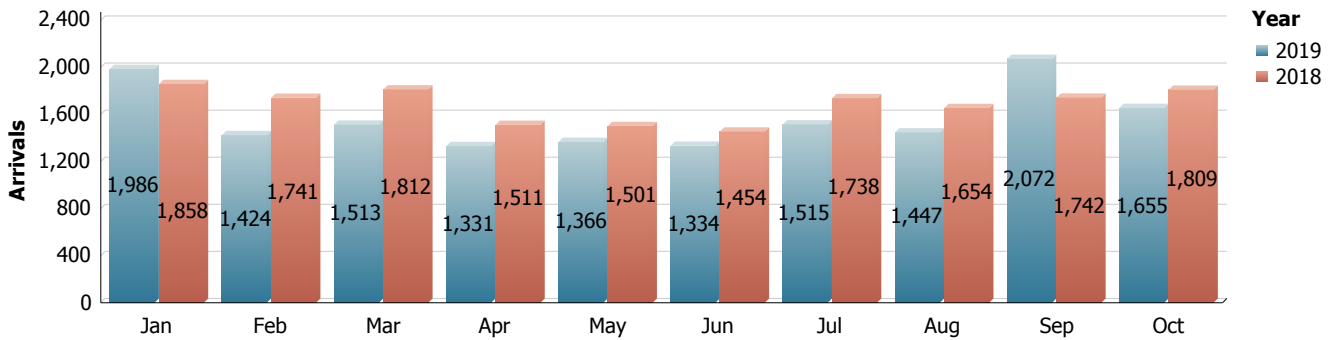
| | Oct/2019 | % Total | Oct/2018 | % Total | % Change |
|----------------------|----------------|---------------|----------------|---------------|-------------|
| North America | | | | | |
| Canada | 6,739 | 2.3% | 7,667 | 2.5% | -12% |
| United States | 25,923 | 8.8% | 30,481 | 9.9% | -15% |
| Total | 32,662 | 11.1% | 38,148 | 12.4% | -14% |
| South America | | | | | |
| Argentina | 1,087 | 0.4% | 1,228 | 0.4% | -11% |
| Brazil | 6,974 | 2.4% | 6,996 | 2.3% | 0% |
| Chile | 571 | 0.2% | 408 | 0.1% | 40% |
| Colombia | 16,099 | 5.5% | 17,471 | 5.7% | -8% |
| Ecuador | 571 | 0.2% | 1,501 | 0.5% | -62% |
| Panama | 537 | 0.2% | 441 | 0.1% | 22% |
| Suriname | 4,090 | 1.4% | 5,137 | 1.7% | -20% |
| Venezuela | 3,460 | 1.2% | 13,191 | 4.3% | -74% |
| Other | 2,677 | 0.9% | 2,958 | 1.0% | -9% |
| Total | 36,066 | 12.3% | 49,331 | 16.0% | -27% |
| Caribbean | | | | | |
| Aruba | 6,032 | 2.1% | 5,586 | 1.8% | 8% |
| Dom. Rep. | 2,999 | 1.0% | 4,355 | 1.4% | -31% |
| Haiti | 600 | 0.2% | 913 | 0.3% | -34% |
| Jamaica | 705 | 0.2% | 511 | 0.2% | 38% |
| Trinidad & Tobago | 2,734 | 0.9% | 1,327 | 0.4% | 106% |
| Other | 6,855 | 2.3% | 5,387 | 1.8% | 27% |
| Total | 19,925 | 6.8% | 18,079 | 5.9% | 10% |
| Europe | | | | | |
| Austria | 683 | 0.2% | 725 | 0.2% | -6% |
| Belgium | 5,595 | 1.9% | 7,384 | 2.4% | -24% |
| Denmark | 257 | 0.1% | 269 | 0.1% | -4% |
| France | 2,364 | 0.8% | 2,303 | 0.7% | 3% |
| Germany | 20,654 | 7.0% | 19,502 | 6.3% | 6% |
| Italy | 590 | 0.2% | 767 | 0.2% | -23% |
| Netherlands | 162,202 | 55.3% | 158,250 | 51.4% | 2% |
| Spain | 490 | 0.2% | 631 | 0.2% | -22% |
| Sweden | 1,635 | 0.6% | 1,442 | 0.5% | 13% |
| Switzerland | 2,626 | 0.9% | 2,172 | 0.7% | 21% |
| United Kingdom | 1,763 | 0.6% | 2,240 | 0.7% | -21% |
| Other | 3,629 | 1.2% | 3,955 | 1.3% | -8% |
| Total | 202,488 | 69.0% | 199,640 | 64.9% | 1% |
| Others | | | | | |
| Not Stated | 527 | 0.2% | 382 | 0.1% | 38% |
| Other | 1,893 | 0.6% | 2,096 | 0.7% | -10% |
| Total | 2,420 | 0.8% | 2,478 | 0.8% | -2% |
| Overall | 293,561 | 100.0% | 307,676 | 100.0% | -5% |

| | 2019YTD | % Total | 2018YTD | % Total | % Change |
|--|------------------|---------------|------------------|---------------|-------------|
| | 145,445 | 4.3% | 135,123 | 4.3% | 8% |
| | 400,799 | 11.9% | 386,918 | 12.3% | 4% |
| | 546,244 | 16.3% | 522,041 | 16.6% | 5% |
| | 14,881 | 0.4% | 17,464 | 0.6% | -15% |
| | 75,362 | 2.2% | 67,180 | 2.1% | 12% |
| | 9,556 | 0.3% | 5,688 | 0.2% | 68% |
| | 169,683 | 5.1% | 135,547 | 4.3% | 25% |
| | 8,286 | 0.2% | 8,083 | 0.3% | 3% |
| | 8,808 | 0.3% | 6,362 | 0.2% | 38% |
| | 54,488 | 1.6% | 50,097 | 1.6% | 9% |
| | 54,922 | 1.6% | 90,486 | 2.9% | -39% |
| | 31,362 | 0.9% | 23,245 | 0.7% | 35% |
| | 427,348 | 12.7% | 404,152 | 12.8% | 6% |
| | 55,730 | 1.7% | 56,066 | 1.8% | -1% |
| | 25,899 | 0.8% | 27,170 | 0.9% | -5% |
| | 7,873 | 0.2% | 9,965 | 0.3% | -21% |
| | 5,657 | 0.2% | 3,798 | 0.1% | 49% |
| | 27,395 | 0.8% | 15,632 | 0.5% | 75% |
| | 61,218 | 1.8% | 50,507 | 1.6% | 21% |
| | 183,772 | 5.5% | 163,138 | 5.2% | 13% |
| | 10,763 | 0.3% | 8,065 | 0.3% | 33% |
| | 55,000 | 1.6% | 61,562 | 2.0% | -11% |
| | 5,594 | 0.2% | 5,923 | 0.2% | -6% |
| | 21,198 | 0.6% | 13,368 | 0.4% | 59% |
| | 197,693 | 5.9% | 170,705 | 5.4% | 16% |
| | 10,479 | 0.3% | 7,774 | 0.2% | 35% |
| | 1,774,280 | 52.9% | 1,667,480 | 52.9% | 6% |
| | 8,650 | 0.3% | 7,810 | 0.2% | 11% |
| | 10,557 | 0.3% | 14,138 | 0.4% | -25% |
| | 18,210 | 0.5% | 18,363 | 0.6% | -1% |
| | 21,739 | 0.6% | 20,284 | 0.6% | 7% |
| | 40,177 | 1.2% | 40,680 | 1.3% | -1% |
| | 2,174,340 | 64.8% | 2,036,152 | 64.6% | 7% |
| | 2,731 | 0.1% | 4,907 | 0.2% | -44% |
| | 20,634 | 0.6% | 21,201 | 0.7% | -3% |
| | 23,365 | 0.7% | 26,108 | 0.8% | -11% |
| | 3,355,069 | 100.0% | 3,151,591 | 100.0% | 6% |

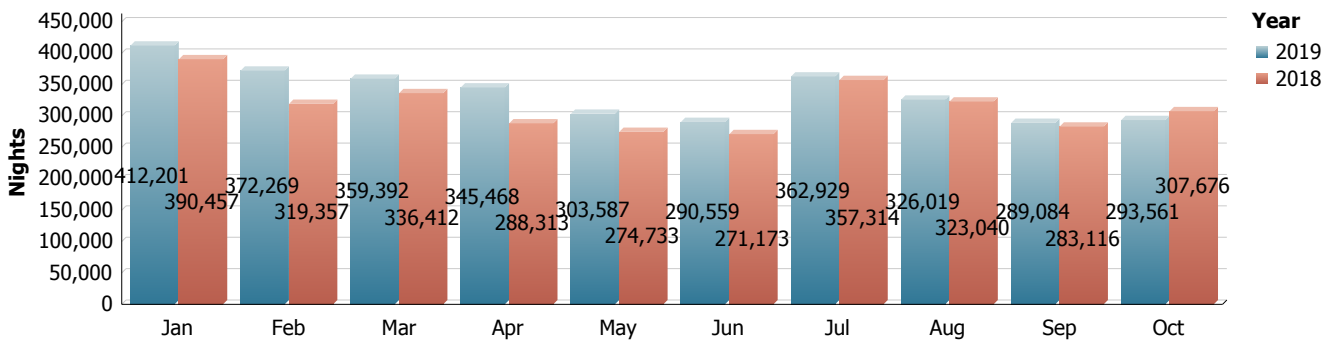
Stay over



Day trippers



Stay over nights



Cruise arrivals

