

## Overall Visitor Arrival Performance (May / 2019)

### Total Stayover Arrivals by Region

Region	May/2019	% Total	May/2018	% Total	% Change
North America	6,629	18%	7,075	23%	-6%
South America	6,275	17%	4,115	13%	52%
Caribbean	3,395	9%	2,528	8%	34%
Europe	19,065	52%	16,867	54%	13%
Others	1,021	3%	845	3%	21%
<b>Total</b>	<b>36,385</b>	<b>100%</b>	<b>31,430</b>	<b>100%</b>	<b>16%</b>

2019YTD	% Total	2018YTD	% Total	% Change
48,670	24%	42,520	24%	14%
30,017	15%	22,197	13%	35%
13,480	7%	11,807	7%	14%
106,365	52%	94,615	54%	12%
5,294	3%	3,649	2%	45%
<b>203,826</b>	<b>100%</b>	<b>174,788</b>	<b>100%</b>	<b>17%</b>

### Total Daytrippers

	May/2019	% Total	May/2018	% Total	% Change
Day Trippers	1,367	100%	1,501	100%	-9%

2019YTD	% Total	2018YTD	% Total	% Change
7,621	100%	8,423	100%	-10%

### Total Nights by Region

Region	May/2019	% Total	May/2018	% Total	% Change
North America	42,813	14.1%	45,363	16.5%	-6%
South America	42,979	14.2%	31,182	11.3%	38%
Caribbean	17,203	5.7%	15,481	5.6%	11%
Europe	197,971	65.3%	179,727	65.4%	10%
Others	2,428	0.8%	2,980	1.1%	-19%
<b>Total</b>	<b>303,394</b>	<b>100%</b>	<b>274,733</b>	<b>100%</b>	<b>10%</b>

2019YTD	% Total	2018YTD	% Total	% Change
343,115	19.1%	307,587	19.1%	12%
212,612	11.9%	170,963	10.6%	24%
78,055	4.4%	72,137	4.5%	8%
1,146,451	64.0%	1,044,938	64.9%	10%
11,580	0.6%	13,717	0.9%	-16%
<b>1,791,813</b>	<b>100%</b>	<b>1,609,342</b>	<b>100%</b>	<b>11%</b>

### Total Cruise Arrivals

	May/2019	% Total	May/2018	% Total	% Change
Cruise Arrivals	39,453	100%	37,126	100%	6%
Cruise Calls	13	100%	11	100%	18%

2019YTD	% Total	2018YTD	% Total	% Change
384,076	100%	363,512	100%	6%
155	100%	147	100%	5%

### Total Arrivals

	May/2019	% Total	May/2018	% Total	% Change
Cruise Arrivals	39,453	51%	37,126	53%	6%
Day Trippers	1,367	2%	1,501	2%	-9%
Stayovers	36,385	47%	31,430	45%	16%
<b>Total</b>	<b>77,205</b>	<b>100%</b>	<b>70,057</b>	<b>100%</b>	<b>10%</b>

2019YTD	% Total	2018YTD	% Total	% Change
384,076	64%	363,512	66%	6%
7,621	1%	8,423	2%	-10%
203,826	34%	174,788	32%	17%
<b>595,523</b>	<b>100%</b>	<b>546,723</b>	<b>100%</b>	<b>9%</b>

### Source

**Stayover:** Immigration database / CTB  
**Visitor Nights:** Immigration database / CTB  
**Cruise calls / passengers:** CPA

### Stayover Visitor Arrival (May / 2019)

	May/2019	% Total	May/2018	% Total	% Change
<b>North America</b>					
Canada	765	2.1%	1,098	3.5%	-30%
United States	5,864	16.1%	5,977	19.0%	-2%
<b>Total</b>	<b>6,629</b>	<b>18.2%</b>	<b>7,075</b>	<b>22.5%</b>	<b>-6.30%</b>
<b>South America</b>					
Argentina	192	0.5%	300	1.0%	-36%
Brazil	945	2.6%	760	2.4%	24%
Chile	142	0.4%	72	0.2%	97%
Colombia	2,586	7.1%	1,127	3.6%	129%
Ecuador	183	0.5%	147	0.5%	24%
Panama	470	1.3%	159	0.5%	196%
Suriname	737	2.0%	493	1.6%	49%
Venezuela	497	1.4%	751	2.4%	-34%
Other	523	1.4%	306	1.0%	71%
<b>Total</b>	<b>6,275</b>	<b>17.2%</b>	<b>4,115</b>	<b>13.1%</b>	<b>52.49%</b>
<b>Caribbean</b>					
Aruba	1,344	3.7%	1,055	3.4%	27%
Dom. Rep.	189	0.5%	141	0.4%	34%
Haiti	94	0.3%	136	0.4%	-31%
Jamaica	78	0.2%	50	0.2%	56%
Trinidad & Tobago	437	1.2%	283	0.9%	54%
Other	1,253	3.4%	863	2.7%	45%
<b>Total</b>	<b>3,395</b>	<b>9.3%</b>	<b>2,528</b>	<b>8.0%</b>	<b>34.30%</b>
<b>Europe</b>					
Austria	71	0.2%	71	0.2%	0%
Belgium	419	1.2%	374	1.2%	12%
Denmark	18	0.0%	29	0.1%	-38%
France	254	0.7%	134	0.4%	90%
Germany	1,480	4.1%	1,456	4.6%	2%
Italy	78	0.2%	43	0.1%	81%
Netherlands	15,711	43.2%	13,938	44.3%	13%
Spain	93	0.3%	71	0.2%	31%
Sweden	43	0.1%	50	0.2%	-14%
Switzerland	173	0.5%	150	0.5%	15%
United Kingdom	294	0.8%	216	0.7%	36%
Other	431	1.2%	335	1.1%	29%
<b>Total</b>	<b>19,065</b>	<b>52.4%</b>	<b>16,867</b>	<b>53.7%</b>	<b>13.03%</b>
<b>Others</b>					
Not Stated	649	1.8%	372	1.2%	74%
Other	372	1.0%	473	1.5%	-21%
<b>Total</b>	<b>1,021</b>	<b>2.8%</b>	<b>845</b>	<b>2.7%</b>	<b>20.83%</b>
<b>Overall</b>	<b>36,385</b>	<b>100.0%</b>	<b>31,430</b>	<b>100.0%</b>	<b>16%</b>

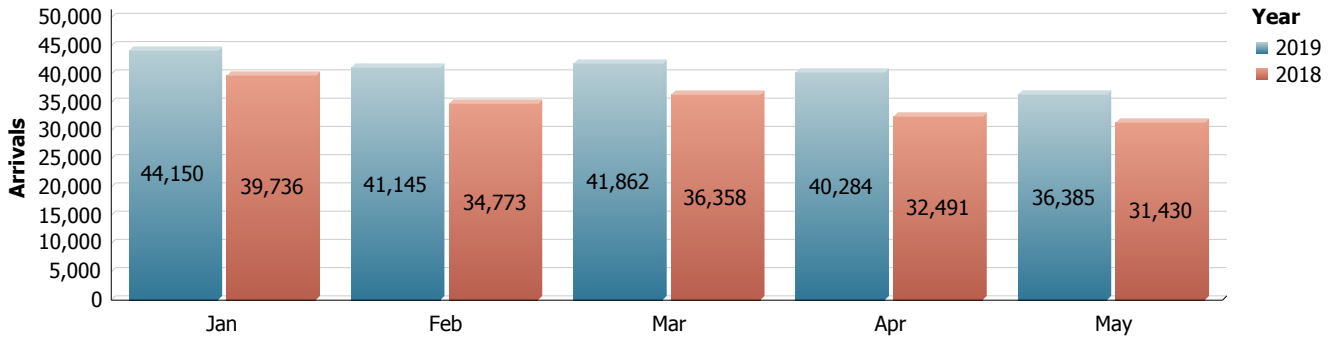
2019YTD	% Total	2018YTD	% Total	% Change
14,267	7.0%	12,919	7.4%	10%
34,403	16.9%	29,601	16.9%	16%
<b>48,670</b>	<b>23.9%</b>	<b>42,520</b>	<b>24.3%</b>	<b>14%</b>
1,045	0.5%	1,487	0.9%	-30%
5,579	2.7%	4,594	2.6%	21%
670	0.3%	337	0.2%	99%
11,335	5.6%	6,902	3.9%	64%
708	0.3%	436	0.2%	62%
1,085	0.5%	703	0.4%	54%
3,220	1.6%	2,915	1.7%	10%
4,241	2.1%	3,454	2.0%	23%
2,134	1.0%	1,369	0.8%	56%
<b>30,017</b>	<b>14.7%</b>	<b>22,197</b>	<b>12.7%</b>	<b>35%</b>
5,038	2.5%	5,387	3.1%	-6%
894	0.4%	771	0.4%	16%
563	0.3%	700	0.4%	-20%
329	0.2%	229	0.1%	44%
1,698	0.8%	1,378	0.8%	23%
4,958	2.4%	3,342	1.9%	48%
<b>13,480</b>	<b>6.6%</b>	<b>11,807</b>	<b>6.8%</b>	<b>14%</b>
624	0.3%	460	0.3%	36%
3,298	1.6%	3,095	1.8%	7%
411	0.2%	412	0.2%	0%
1,633	0.8%	929	0.5%	76%
9,901	4.9%	7,973	4.6%	24%
564	0.3%	460	0.3%	23%
83,606	41.0%	74,794	42.8%	12%
414	0.2%	405	0.2%	2%
755	0.4%	1,039	0.6%	-27%
1,061	0.5%	1,132	0.6%	-6%
1,307	0.6%	1,237	0.7%	6%
2,791	1.4%	2,679	1.5%	4%
<b>106,365</b>	<b>52.2%</b>	<b>94,615</b>	<b>54.1%</b>	<b>12%</b>
3,745	1.8%	1,995	1.1%	88%
1,549	0.8%	1,654	0.9%	-6%
<b>5,294</b>	<b>2.6%</b>	<b>3,649</b>	<b>2.1%</b>	<b>45%</b>
<b>203,826</b>	<b>100.0%</b>	<b>174,788</b>	<b>100.0%</b>	<b>17%</b>

### Stayover Visitor Nights (May / 2019)

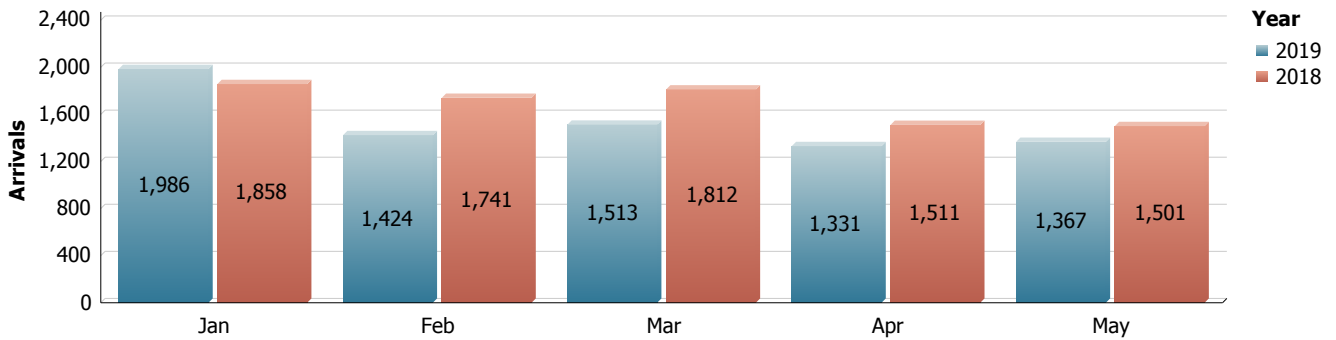
	May/2019	% Total	May/2018	% Total	% Change
<b>North America</b>					
Canada	6,465	2.1%	7,763	2.8%	-17%
United States	36,348	12.0%	37,600	13.7%	-3%
<b>Total</b>	<b>42,813</b>	<b>14.1%</b>	<b>45,363</b>	<b>16.5%</b>	<b>-6%</b>
<b>South America</b>					
Argentina	1,401	0.5%	1,976	0.7%	-29%
Brazil	6,527	2.2%	4,605	1.7%	42%
Chile	997	0.3%	547	0.2%	82%
Colombia	17,176	5.7%	10,729	3.9%	60%
Ecuador	1,008	0.3%	723	0.3%	39%
Panama	2,346	0.8%	936	0.3%	151%
Suriname	5,221	1.7%	3,329	1.2%	57%
Venezuela	4,861	1.6%	6,398	2.3%	-24%
Other	3,442	1.1%	1,939	0.7%	78%
<b>Total</b>	<b>42,979</b>	<b>14.2%</b>	<b>31,182</b>	<b>11.3%</b>	<b>38%</b>
<b>Caribbean</b>					
Aruba	5,866	1.9%	4,558	1.7%	29%
Dom. Rep.	2,342	0.8%	3,309	1.2%	-29%
Haiti	490	0.2%	833	0.3%	-41%
Jamaica	529	0.2%	251	0.1%	111%
Trinidad & Tobago	1,991	0.7%	1,318	0.5%	51%
Other	5,985	2.0%	5,212	1.9%	15%
<b>Total</b>	<b>17,203</b>	<b>5.7%</b>	<b>15,481</b>	<b>5.6%</b>	<b>11%</b>
<b>Europe</b>					
Austria	698	0.2%	683	0.2%	2%
Belgium	3,409	1.1%	3,399	1.2%	0%
Denmark	136	0.0%	416	0.2%	-67%
France	1,675	0.6%	781	0.3%	114%
Germany	17,102	5.6%	16,035	5.8%	7%
Italy	694	0.2%	437	0.2%	59%
Netherlands	165,747	54.6%	150,680	54.8%	10%
Spain	678	0.2%	527	0.2%	29%
Sweden	366	0.1%	554	0.2%	-34%
Switzerland	1,552	0.5%	1,303	0.5%	19%
United Kingdom	2,616	0.9%	2,090	0.8%	25%
Other	3,298	1.1%	2,822	1.0%	17%
<b>Total</b>	<b>197,971</b>	<b>65.3%</b>	<b>179,727</b>	<b>65.4%</b>	<b>10%</b>
<b>Others</b>					
Not Stated	135	0.0%	161	0.1%	-16%
Other	2,293	0.8%	2,819	1.0%	-19%
<b>Total</b>	<b>2,428</b>	<b>0.8%</b>	<b>2,980</b>	<b>1.1%</b>	<b>-19%</b>
<b>Overall</b>	<b>303,394</b>	<b>100.0%</b>	<b>274,733</b>	<b>100.0%</b>	<b>10%</b>

2019YTD	% Total	2018YTD	% Total	% Change
117,965	6.6%	107,364	6.7%	10%
225,150	12.6%	200,223	12.4%	12%
<b>343,115</b>	<b>19.1%</b>	<b>307,587</b>	<b>19.1%</b>	<b>12%</b>
7,397	0.4%	10,971	0.7%	-33%
37,389	2.1%	29,465	1.8%	27%
5,122	0.3%	2,710	0.2%	89%
83,117	4.6%	60,124	3.7%	38%
4,087	0.2%	2,348	0.1%	74%
5,785	0.3%	3,840	0.2%	51%
21,720	1.2%	20,994	1.3%	3%
33,501	1.9%	30,863	1.9%	9%
14,494	0.8%	9,648	0.6%	50%
<b>212,612</b>	<b>11.9%</b>	<b>170,963</b>	<b>10.6%</b>	<b>24%</b>
24,464	1.4%	25,855	1.6%	-5%
11,398	0.6%	9,919	0.6%	15%
3,939	0.2%	5,530	0.3%	-29%
2,408	0.1%	1,812	0.1%	33%
7,828	0.4%	6,304	0.4%	24%
28,018	1.6%	22,717	1.4%	23%
<b>78,055</b>	<b>4.4%</b>	<b>72,137</b>	<b>4.5%</b>	<b>8%</b>
6,289	0.4%	4,256	0.3%	48%
28,042	1.6%	27,963	1.7%	0%
3,457	0.2%	3,964	0.2%	-13%
13,434	0.7%	7,024	0.4%	91%
111,284	6.2%	93,337	5.8%	19%
5,250	0.3%	4,195	0.3%	25%
922,087	51.5%	847,164	52.6%	9%
4,056	0.2%	3,843	0.2%	6%
6,742	0.4%	9,419	0.6%	-28%
9,960	0.6%	10,296	0.6%	-3%
11,952	0.7%	10,454	0.6%	14%
23,898	1.3%	23,023	1.4%	4%
<b>1,146,451</b>	<b>64.0%</b>	<b>1,044,938</b>	<b>64.9%</b>	<b>10%</b>
1,170	0.1%	2,749	0.2%	-57%
10,410	0.6%	10,968	0.7%	-5%
<b>11,580</b>	<b>0.6%</b>	<b>13,717</b>	<b>0.9%</b>	<b>-16%</b>
<b>1,791,813</b>	<b>100.0%</b>	<b>1,609,342</b>	<b>100.0%</b>	<b>11%</b>

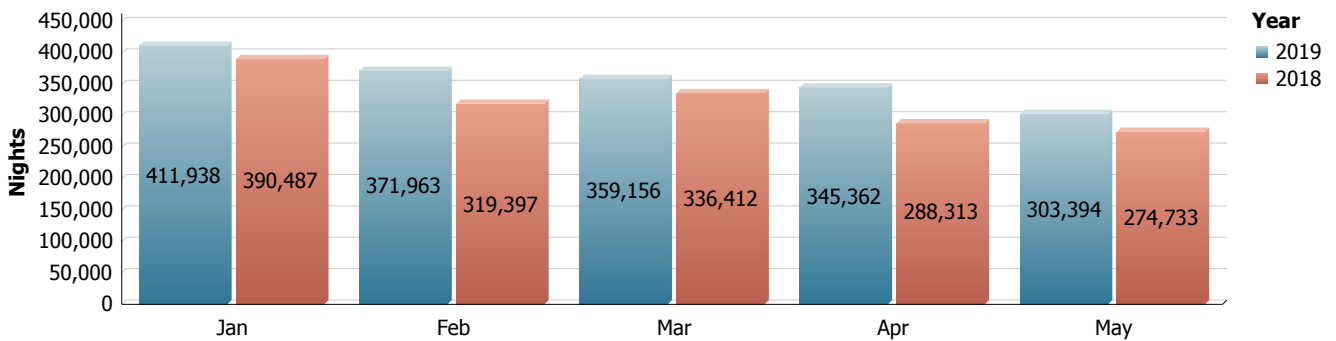
### Stay over



### Day trippers



### Stay over nights



### Cruise arrivals

