

Overall Visitor Arrival Performance (Mar / 2017)

Total Stayover Arrivals by Region

Region	Mar/2017	% Total	Mar/2016	% Total	% Change
North America	9,127	26%	9,205	21%	-1%
South America	5,049	15%	12,392	28%	-59%
Caribbean	1,694	5%	2,915	7%	-42%
Europe	17,728	51%	19,145	43%	-7%
Others	951	3%	1,077	2%	-12%
Total	34,549	100%	44,734	100%	-23%

2017YTD	% Total	2016YTD	% Total	% Change
26,160	24%	26,845	21%	-3%
18,979	17%	31,960	25%	-41%
6,170	6%	7,577	6%	-19%
55,114	50%	57,995	45%	-5%
2,775	3%	3,157	2%	-12%
109,198	100%	127,534	100%	-14%

Total Daytrippers

	Mar/2017	% Total	Mar/2016	% Total	% Change
Day Trippers	2,191	100%	2,694	100%	-19%

2017YTD	% Total	2016YTD	% Total	% Change
7,266	100%	8,384	100%	-13%

Total Nights by Region

Region	Mar/2017	% Total	Mar/2016	% Total	% Change
North America	59,319	20.0%	57,510	17.1%	3%
South America	35,251	11.9%	74,261	22.1%	-53%
Caribbean	10,182	3.4%	14,476	4.3%	-30%
Europe	187,996	63.3%	186,967	55.5%	1%
Others	4,086	1.4%	3,409	1.0%	20%
Total	296,834	100%	336,623	100%	-12%

2017YTD	% Total	2016YTD	% Total	% Change
183,744	18.8%	179,874	17.8%	2%
131,931	13.5%	186,009	18.4%	-29%
35,918	3.7%	40,597	4.0%	-12%
615,074	62.9%	592,264	58.7%	4%
11,523	1.2%	9,800	1.0%	18%
978,190	100%	1,008,544	100%	-3%

Total Cruise Arrivals

	Mar/2017	% Total	Mar/2016	% Total	% Change
Cruise Arrivals	71,293	100%	65,338	100%	9%
Cruise Calls	33	100%	33	100%	0%

2017YTD	% Total	2016YTD	% Total	% Change
199,617	100%	188,065	100%	6%
95	100%	96	100%	-1%

Total Arrivals

	Mar/2017	% Total	Mar/2016	% Total	% Change
Cruise Arrivals	71,293	66%	65,338	58%	9%
Day Trippers	2,191	2%	2,694	2%	-19%
Stayovers	34,549	32%	44,734	40%	-23%
Total	108,033	100%	112,766	100%	-4%

2017YTD	% Total	2016YTD	% Total	% Change
199,617	63%	188,065	58%	6%
7,266	2%	8,384	3%	-13%
109,198	35%	127,534	39%	-14%
316,081	100%	323,983	100%	-2%

Source

Stayover: Immigration database / CTB
Visitor Nights: Immigration database / CTB
Cruise calls / passengers: CPA



Pietermaai 19, Curaçao, Dutch Caribbean
 Phone: (599-9) 434-8200 * Fax: (599-9) 461-5017
 Email: info@curacao.com
 Website: www.curacao.com

Stayover Visitor Arrival (Mar / 2017)

	Mar/2017	% Total	Mar/2016	% Total	% Change
North America					
Canada	3,069	8.9%	2,731	6.1%	12%
United States	6,058	17.5%	6,474	14.5%	-6%
Total	9,127	26.4%	9,205	20.6%	-0.85%
South America					
Argentina	249	0.7%	135	0.3%	84%
Brazil	563	1.6%	577	1.3%	-2%
Chile	44	0.1%	40	0.1%	10%
Colombia	912	2.6%	1,225	2.7%	-26%
Ecuador	281	0.8%	119	0.3%	136%
Guyana	65	0.2%	307	0.7%	-79%
Panama	92	0.3%	121	0.3%	-24%
Suriname	497	1.4%	1,060	2.4%	-53%
Venezuela	2,195	6.4%	8,538	19.1%	-74%
Other	151	0.4%	270	0.6%	-44%
Total	5,049	14.6%	12,392	27.7%	-59.26%
Caribbean					
Aruba	742	2.1%	1,500	3.4%	-51%
Barbados	23	0.1%	37	0.1%	-38%
Dom. Rep.	304	0.9%	344	0.8%	-12%
Haiti	126	0.4%	149	0.3%	-15%
Jamaica	58	0.2%	164	0.4%	-65%
Trinidad & Tobago	329	1.0%	560	1.3%	-41%
Other	112	0.3%	161	0.4%	-30%
Total	1,694	4.9%	2,915	6.5%	-41.89%
Europe					
Austria	131	0.4%	199	0.4%	-34%
Belgium	608	1.8%	1,231	2.8%	-51%
Denmark	60	0.2%	108	0.2%	-44%
Finland	37	0.1%	86	0.2%	-57%
France	137	0.4%	175	0.4%	-22%
Germany	2,317	6.7%	3,269	7.3%	-29%
Italy	99	0.3%	123	0.3%	-20%
Netherlands	13,264	38.4%	12,464	27.9%	6%
Norway	48	0.1%	100	0.2%	-52%
Sweden	127	0.4%	245	0.5%	-48%
Switzerland	257	0.7%	332	0.7%	-23%
United Kingdom	219	0.6%	274	0.6%	-20%
Other	424	1.2%	539	1.2%	-21%
Total	17,728	51.3%	19,145	42.8%	-7.40%
Others					
Not Stated	452	1.3%	550	1.2%	-18%
Other	499	1.4%	527	1.2%	-5%
Total	951	2.8%	1,077	2.4%	-11.70%
Overall	34,549	100.0%	44,734	100.0%	-23%

2017YTD	% Total	2016YTD	% Total	% Change
9,578	8.8%	9,403	7.4%	2%
16,582	15.2%	17,442	13.7%	-5%
26,160	24.0%	26,845	21.0%	-3%
846	0.8%	528	0.4%	60%
2,857	2.6%	2,408	1.9%	19%
161	0.1%	178	0.1%	-10%
3,458	3.2%	3,431	2.7%	1%
589	0.5%	364	0.3%	62%
299	0.3%	631	0.5%	-53%
338	0.3%	351	0.3%	-4%
1,760	1.6%	2,221	1.7%	-21%
8,177	7.5%	21,143	16.6%	-61%
494	0.5%	705	0.6%	-30%
18,979	17.4%	31,960	25.1%	-41%
2,675	2.4%	3,602	2.8%	-26%
62	0.1%	89	0.1%	-30%
1,040	1.0%	1,049	0.8%	-1%
540	0.5%	419	0.3%	29%
354	0.3%	486	0.4%	-27%
1,055	1.0%	1,587	1.2%	-34%
444	0.4%	345	0.3%	29%
6,170	5.7%	7,577	5.9%	-19%
400	0.4%	559	0.4%	-28%
1,519	1.4%	2,243	1.8%	-32%
323	0.3%	320	0.3%	1%
231	0.2%	366	0.3%	-37%
507	0.5%	631	0.5%	-20%
6,051	5.5%	6,740	5.3%	-10%
367	0.3%	524	0.4%	-30%
41,949	38.4%	41,779	32.8%	0%
207	0.2%	306	0.2%	-32%
700	0.6%	1,037	0.8%	-32%
744	0.7%	883	0.7%	-16%
712	0.7%	764	0.6%	-7%
1,404	1.3%	1,843	1.4%	-24%
55,114	50.5%	57,995	45.5%	-5%
1,120	1.0%	1,530	1.2%	-27%
1,655	1.5%	1,627	1.3%	2%
2,775	2.5%	3,157	2.5%	-12%
109,198	100.0%	127,534	100.0%	-14%



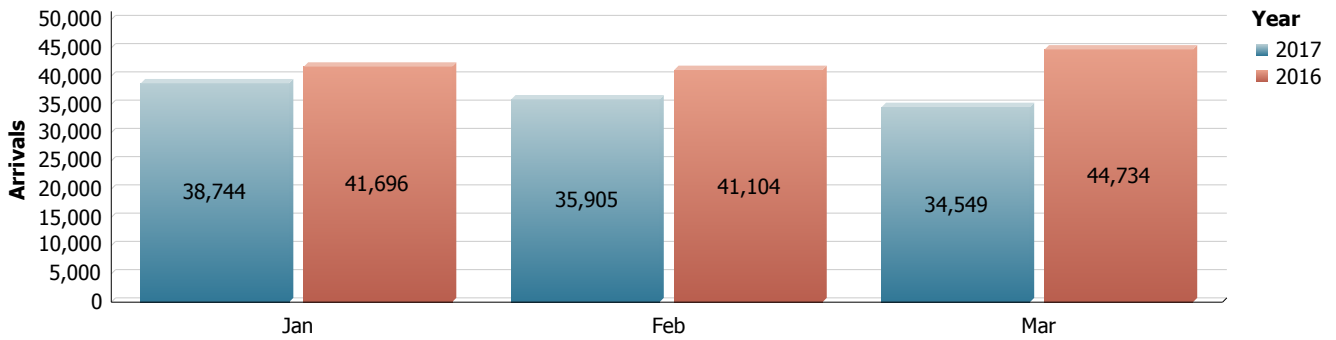
Pietermaai 19, Curacao, Dutch Caribbean
 Phone: (599-9) 434-8200 * Fax: (599-9) 461-5017
 Email: info@curacao.com
 Website: www.curacao.com

Stayover Visitor Nights (Mar / 2017)

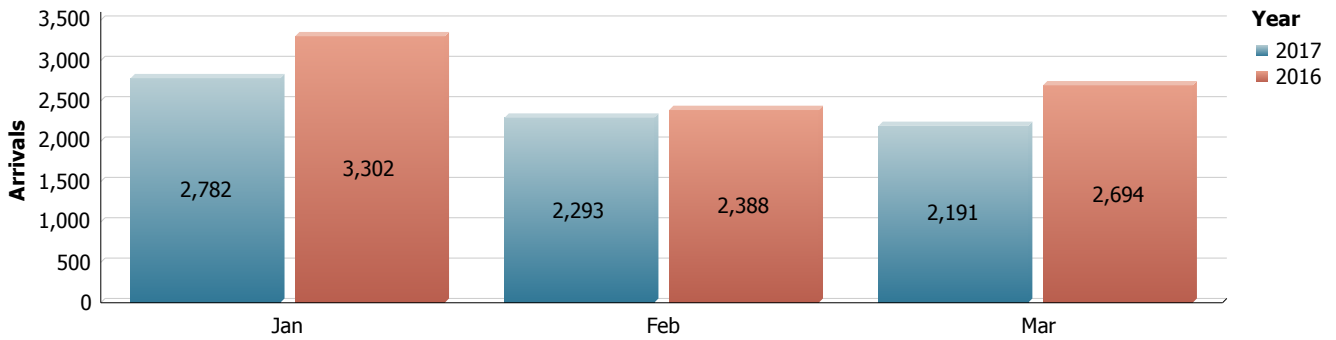
	Mar/2017	% Total	Mar/2016	% Total	% Change
North America					
Canada	23,175	7.8%	18,981	5.6%	22%
United States	36,144	12.2%	38,529	11.4%	-6%
Total	59,319	20.0%	57,510	17.1%	3%
South America					
Argentina	1,458	0.5%	746	0.2%	95%
Brazil	3,602	1.2%	3,391	1.0%	6%
Chile	262	0.1%	196	0.1%	34%
Colombia	8,482	2.9%	12,954	3.8%	-35%
Ecuador	1,416	0.5%	610	0.2%	132%
Guyana	238	0.1%	1,542	0.5%	-85%
Panama	506	0.2%	457	0.1%	11%
Suriname	3,475	1.2%	7,484	2.2%	-54%
Venezuela	14,865	5.0%	45,350	13.5%	-67%
Other	947	0.3%	1,531	0.5%	-38%
Total	35,251	11.9%	74,261	22.1%	-53%
Caribbean					
Aruba	3,634	1.2%	6,401	1.9%	-43%
Barbados	134	0.0%	211	0.1%	-36%
Dom. Rep.	3,323	1.1%	2,563	0.8%	30%
Haiti	1,012	0.3%	1,081	0.3%	-6%
Jamaica	475	0.2%	1,189	0.4%	-60%
Trinidad & Tobago	1,157	0.4%	2,370	0.7%	-51%
Other	447	0.2%	661	0.2%	-32%
Total	10,182	3.4%	14,476	4.3%	-30%
Europe					
Austria	1,333	0.4%	1,950	0.6%	-32%
Belgium	6,807	2.3%	11,183	3.3%	-39%
Denmark	463	0.2%	916	0.3%	-49%
Finland	276	0.1%	682	0.2%	-60%
France	905	0.3%	1,365	0.4%	-34%
Germany	25,011	8.4%	33,045	9.8%	-24%
Italy	980	0.3%	849	0.3%	15%
Netherlands	142,482	48.0%	123,748	36.8%	15%
Norway	419	0.1%	1,003	0.3%	-58%
Sweden	1,216	0.4%	2,359	0.7%	-48%
Switzerland	2,383	0.8%	2,875	0.9%	-17%
United Kingdom	1,949	0.7%	2,714	0.8%	-28%
Other	3,772	1.3%	4,278	1.3%	-12%
Total	187,996	63.3%	186,967	55.5%	1%
Others					
Not Stated	345	0.1%	345	0.1%	0%
Other	3,741	1.3%	3,064	0.9%	22%
Total	4,086	1.4%	3,409	1.0%	20%
Overall	296,834	100.0%	336,623	100.0%	-12%

	2017YTD	% Total	2016YTD	% Total	% Change
	77,485	7.9%	71,440	7.1%	8%
	106,259	10.9%	108,434	10.8%	-2%
Total	183,744	18.8%	179,874	17.8%	2%
	5,691	0.6%	3,683	0.4%	55%
	17,598	1.8%	14,797	1.5%	19%
	1,149	0.1%	1,188	0.1%	-3%
	31,432	3.2%	31,720	3.1%	-1%
	3,008	0.3%	1,840	0.2%	63%
	1,268	0.1%	3,334	0.3%	-62%
	2,102	0.2%	1,562	0.2%	35%
	11,716	1.2%	14,926	1.5%	-22%
	54,594	5.6%	108,727	10.8%	-50%
	3,373	0.3%	4,232	0.4%	-20%
Total	131,931	13.5%	186,009	18.4%	-29%
	12,831	1.3%	15,445	1.5%	-17%
	281	0.0%	386	0.0%	-27%
	9,904	1.0%	9,534	0.9%	4%
	3,182	0.3%	3,882	0.4%	-18%
	3,049	0.3%	3,373	0.3%	-10%
	4,184	0.4%	6,098	0.6%	-31%
	2,487	0.3%	1,879	0.2%	32%
Total	35,918	3.7%	40,597	4.0%	-12%
	3,834	0.4%	5,245	0.5%	-27%
	16,512	1.7%	21,296	2.1%	-22%
	2,827	0.3%	2,993	0.3%	-6%
	2,210	0.2%	3,402	0.3%	-35%
	3,944	0.4%	5,515	0.5%	-28%
	67,823	6.9%	68,721	6.8%	-1%
	3,256	0.3%	4,697	0.5%	-31%
	480,227	49.1%	438,920	43.5%	9%
	1,729	0.2%	2,743	0.3%	-37%
	6,449	0.7%	9,665	1.0%	-33%
	6,973	0.7%	7,988	0.8%	-13%
	6,322	0.6%	7,311	0.7%	-14%
	12,968	1.3%	13,768	1.4%	-6%
Total	615,074	62.9%	592,264	58.7%	4%
	701	0.1%	753	0.1%	-7%
	10,822	1.1%	9,047	0.9%	20%
Total	11,523	1.2%	9,800	1.0%	18%
Overall	978,190	100.0%	1,008,544	100.0%	-3%

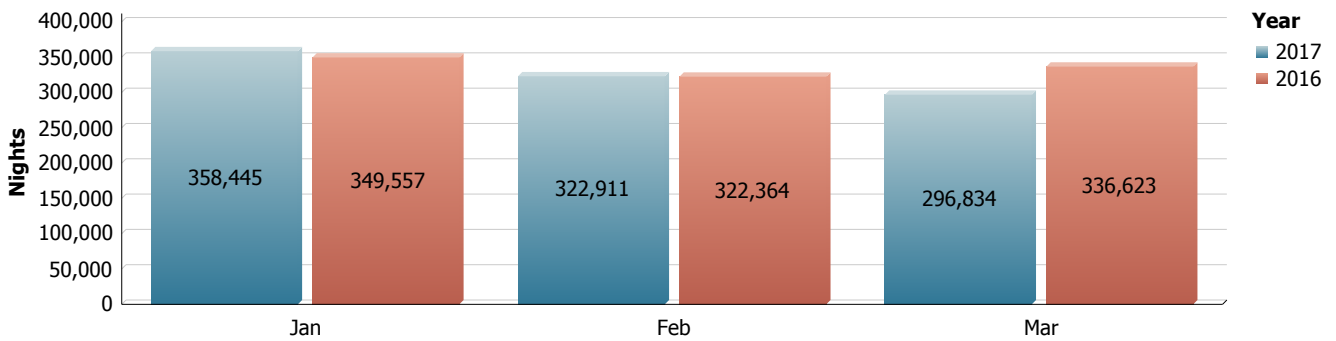
Stay over



Day trippers



Stay over nights



Cruise arrivals

