

## Overall Visitor Arrival Performance (Jan / 2019)

### Total Stayover Arrivals by Region

Region	Jan/2019	% Total	Jan/2018	% Total	% Change
North America	10,534	24%	9,224	23%	14%
South America	7,519	17%	6,057	15%	24%
Caribbean	2,120	5%	2,520	6%	-16%
Europe	22,822	52%	21,092	53%	8%
Others	1,156	3%	842	2%	37%
<b>Total</b>	<b>44,151</b>	<b>100%</b>	<b>39,735</b>	<b>100%</b>	<b>11%</b>

2019YTD	% Total	2018YTD	% Total	% Change
10,534	24%	9,224	23%	14%
7,519	17%	6,057	15%	24%
2,120	5%	2,520	6%	-16%
22,822	52%	21,092	53%	8%
1,156	3%	842	2%	37%
<b>44,151</b>	<b>100%</b>	<b>39,735</b>	<b>100%</b>	<b>11%</b>

### Total Daytrippers

	Jan/2019	% Total	Jan/2018	% Total	% Change
Day Trippers	1,986	100%	1,859	100%	7%

2019YTD	% Total	2018YTD	% Total	% Change
1,986	100%	1,859	100%	7%

### Total Nights by Region

Region	Jan/2019	% Total	Jan/2018	% Total	% Change
North America	80,806	19.6%	75,320	19.3%	7%
South America	53,802	13.1%	44,824	11.5%	20%
Caribbean	13,147	3.2%	15,261	3.9%	-14%
Europe	261,388	63.5%	252,394	64.6%	4%
Others	2,703	0.7%	2,731	0.7%	-1%
<b>Total</b>	<b>411,846</b>	<b>100%</b>	<b>390,530</b>	<b>100%</b>	<b>5%</b>

2019YTD	% Total	2018YTD	% Total	% Change
80,806	19.6%	75,320	19.3%	7%
53,802	13.1%	44,824	11.5%	20%
13,147	3.2%	15,261	3.9%	-14%
261,388	63.5%	252,394	64.6%	4%
2,703	0.7%	2,731	0.7%	-1%
<b>411,846</b>	<b>100%</b>	<b>390,530</b>	<b>100%</b>	<b>5%</b>

### Total Cruise Arrivals

	Jan/2019	% Total	Jan/2018	% Total	% Change
Cruise Arrivals	120,361	100%	97,651	100%	23%
Cruise Calls	51	100%	42	100%	21%

2019YTD	% Total	2018YTD	% Total	% Change
120,361	100%	97,651	100%	23%
51	100%	42	100%	21%

### Total Arrivals

	Jan/2019	% Total	Jan/2018	% Total	% Change
Cruise Arrivals	120,361	72%	97,651	70%	23%
Day Trippers	1,986	1%	1,859	1%	7%
Stayovers	44,151	27%	39,735	29%	11%
<b>Total</b>	<b>166,498</b>	<b>100%</b>	<b>139,245</b>	<b>100%</b>	<b>20%</b>

2019YTD	% Total	2018YTD	% Total	% Change
120,361	72%	97,651	70%	23%
1,986	1%	1,859	1%	7%
44,151	27%	39,735	29%	11%
<b>166,498</b>	<b>100%</b>	<b>139,245</b>	<b>100%</b>	<b>20%</b>

### Source

**Stayover:** Immigration database / CTB  
**Visitor Nights:** Immigration database / CTB  
**Cruise calls / passengers:** CPA



Pietermaai 19, Curaçao, Dutch Caribbean  
 Phone: (599-9) 434-8200 \* Fax: (599-9) 461-5017  
 Email: info@curacao.com  
 Website: www.curacao.com

## Stayover Visitor Arrival (Jan / 2019)

	Jan/2019	% Total	Jan/2018	% Total	% Change
<b>North America</b>					
Canada	3,768	8.5%	3,301	8.3%	14%
United States	6,766	15.3%	5,923	14.9%	14%
<b>Total</b>	<b>10,534</b>	<b>23.9%</b>	<b>9,224</b>	<b>23.2%</b>	<b>14.20%</b>
<b>South America</b>					
Argentina	326	0.7%	550	1.4%	-41%
Brazil	1,446	3.3%	1,296	3.3%	12%
Chile	120	0.3%	54	0.1%	122%
Colombia	2,824	6.4%	2,312	5.8%	22%
Ecuador	68	0.2%	35	0.1%	94%
Panama	203	0.5%	139	0.3%	46%
Suriname	570	1.3%	450	1.1%	27%
Venezuela	1,639	3.7%	953	2.4%	72%
Other	323	0.7%	268	0.7%	21%
<b>Total</b>	<b>7,519</b>	<b>17.0%</b>	<b>6,057</b>	<b>15.2%</b>	<b>24.14%</b>
<b>Caribbean</b>					
Aruba	907	2.1%	1,202	3.0%	-25%
Dom. Rep.	131	0.3%	276	0.7%	-53%
Haiti	140	0.3%	105	0.3%	33%
Jamaica	54	0.1%	46	0.1%	17%
Trinidad & Tobago	185	0.4%	221	0.6%	-16%
Other	703	1.6%	670	1.7%	5%
<b>Total</b>	<b>2,120</b>	<b>4.8%</b>	<b>2,520</b>	<b>6.3%</b>	<b>-15.87%</b>
<b>Europe</b>					
Austria	165	0.4%	86	0.2%	92%
Belgium	465	1.1%	488	1.2%	-5%
Denmark	119	0.3%	98	0.2%	21%
France	338	0.8%	147	0.4%	130%
Germany	1,753	4.0%	1,320	3.3%	33%
Italy	181	0.4%	158	0.4%	15%
Netherlands	18,298	41.4%	17,117	43.1%	7%
Spain	106	0.2%	91	0.2%	16%
Sweden	238	0.5%	390	1.0%	-39%
Switzerland	206	0.5%	171	0.4%	20%
United Kingdom	252	0.6%	265	0.7%	-5%
Other	701	1.6%	761	1.9%	-8%
<b>Total</b>	<b>22,822</b>	<b>51.7%</b>	<b>21,092</b>	<b>53.1%</b>	<b>8.20%</b>
<b>Others</b>					
Not Stated	838	1.9%	540	1.4%	55%
Other	318	0.7%	302	0.8%	5%
<b>Total</b>	<b>1,156</b>	<b>2.6%</b>	<b>842</b>	<b>2.1%</b>	<b>37.29%</b>
<b>Overall</b>	<b>44,151</b>	<b>100.0%</b>	<b>39,735</b>	<b>100.0%</b>	<b>11%</b>

	2019YTD	% Total	2018YTD	% Total	% Change
	3,768	8.5%	3,301	8.3%	14%
	6,766	15.3%	5,923	14.9%	14%
	<b>10,534</b>	<b>23.9%</b>	<b>9,224</b>	<b>23.2%</b>	<b>14%</b>
	326	0.7%	550	1.4%	-41%
	1,446	3.3%	1,296	3.3%	12%
	120	0.3%	54	0.1%	122%
	2,824	6.4%	2,312	5.8%	22%
	68	0.2%	35	0.1%	94%
	203	0.5%	139	0.3%	46%
	570	1.3%	450	1.1%	27%
	1,639	3.7%	953	2.4%	72%
	323	0.7%	268	0.7%	21%
	<b>7,519</b>	<b>17.0%</b>	<b>6,057</b>	<b>15.2%</b>	<b>24%</b>
	907	2.1%	1,202	3.0%	-25%
	131	0.3%	276	0.7%	-53%
	140	0.3%	105	0.3%	33%
	54	0.1%	46	0.1%	17%
	185	0.4%	221	0.6%	-16%
	703	1.6%	670	1.7%	5%
	<b>2,120</b>	<b>4.8%</b>	<b>2,520</b>	<b>6.3%</b>	<b>-16%</b>
	165	0.4%	86	0.2%	92%
	465	1.1%	488	1.2%	-5%
	119	0.3%	98	0.2%	21%
	338	0.8%	147	0.4%	130%
	1,753	4.0%	1,320	3.3%	33%
	181	0.4%	158	0.4%	15%
	18,298	41.4%	17,117	43.1%	7%
	106	0.2%	91	0.2%	16%
	238	0.5%	390	1.0%	-39%
	206	0.5%	171	0.4%	20%
	252	0.6%	265	0.7%	-5%
	701	1.6%	761	1.9%	-8%
	<b>22,822</b>	<b>51.7%</b>	<b>21,092</b>	<b>53.1%</b>	<b>8%</b>
	838	1.9%	540	1.4%	55%
	318	0.7%	302	0.8%	5%
	<b>1,156</b>	<b>2.6%</b>	<b>842</b>	<b>2.1%</b>	<b>37%</b>
	<b>44,151</b>	<b>100.0%</b>	<b>39,735</b>	<b>100.0%</b>	<b>11%</b>



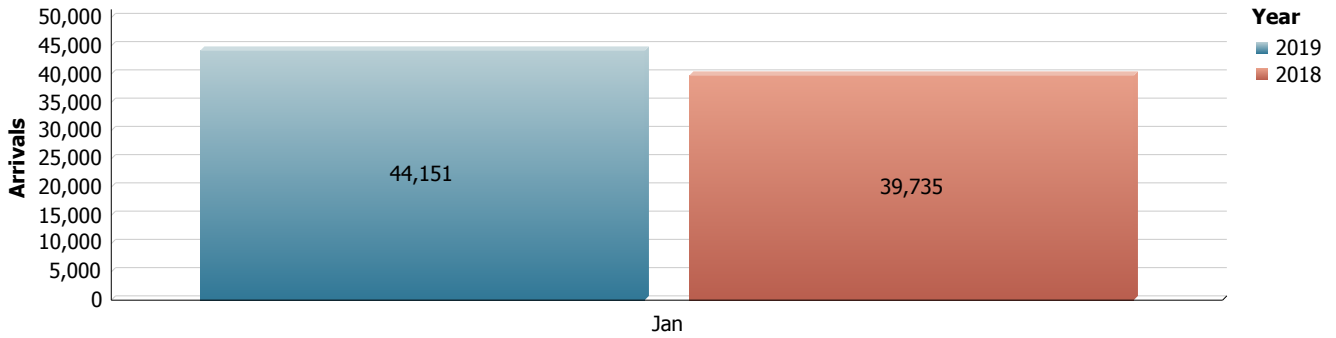
Pietermaai 19, Curaçao, Dutch Caribbean  
 Phone: (599-9) 434-8200 \* Fax: (599-9) 461-5017  
 Email: info@curacao.com  
 Website: www.curacao.com

## Stayover Visitor Nights (Jan / 2019)

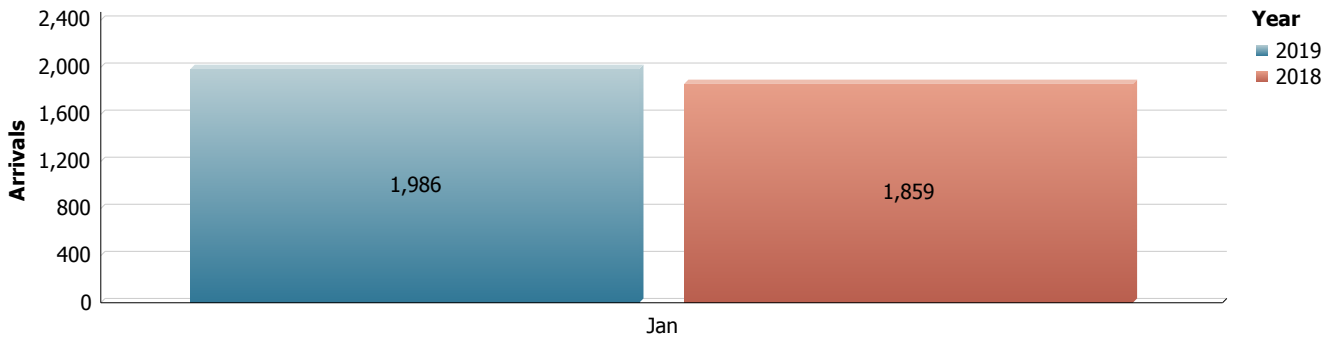
	Jan/2019	% Total	Jan/2018	% Total	% Change
<b>North America</b>					
Canada	33,288	8.1%	31,625	8.1%	5%
United States	47,518	11.5%	43,695	11.2%	9%
<b>Total</b>	<b>80,806</b>	<b>19.6%</b>	<b>75,320</b>	<b>19.3%</b>	<b>7%</b>
<b>South America</b>					
Argentina	2,365	0.6%	4,381	1.1%	-46%
Brazil	10,163	2.5%	8,774	2.2%	16%
Chile	1,053	0.3%	385	0.1%	174%
Colombia	21,583	5.2%	19,075	4.9%	13%
Ecuador	467	0.1%	124	0.0%	277%
Panama	1,382	0.3%	963	0.2%	44%
Suriname	3,447	0.8%	3,373	0.9%	2%
Venezuela	10,981	2.7%	5,703	1.5%	93%
Other	2,361	0.6%	2,046	0.5%	15%
<b>Total</b>	<b>53,802</b>	<b>13.1%</b>	<b>44,824</b>	<b>11.5%</b>	<b>20%</b>
<b>Caribbean</b>					
Aruba	4,672	1.1%	5,925	1.5%	-21%
Dom. Rep.	1,276	0.3%	1,941	0.5%	-34%
Haiti	1,116	0.3%	1,133	0.3%	-2%
Jamaica	355	0.1%	293	0.1%	21%
Trinidad & Tobago	683	0.2%	918	0.2%	-26%
Other	5,045	1.2%	5,051	1.3%	0%
<b>Total</b>	<b>13,147</b>	<b>3.2%</b>	<b>15,261</b>	<b>3.9%</b>	<b>-14%</b>
<b>Europe</b>					
Austria	2,117	0.5%	898	0.2%	136%
Belgium	4,104	1.0%	4,667	1.2%	-12%
Denmark	993	0.2%	1,186	0.3%	-16%
France	2,782	0.7%	1,714	0.4%	62%
Germany	20,562	5.0%	17,011	4.4%	21%
Italy	1,815	0.4%	1,550	0.4%	17%
Netherlands	214,491	52.1%	209,497	53.6%	2%
Spain	1,314	0.3%	861	0.2%	53%
Sweden	1,973	0.5%	3,765	1.0%	-48%
Switzerland	2,075	0.5%	1,640	0.4%	27%
United Kingdom	2,892	0.7%	2,271	0.6%	27%
Other	6,270	1.5%	7,334	1.9%	-15%
<b>Total</b>	<b>261,388</b>	<b>63.5%</b>	<b>252,394</b>	<b>64.6%</b>	<b>4%</b>
<b>Others</b>					
Not Stated	207	0.1%	259	0.1%	-20%
Other	2,496	0.6%	2,472	0.6%	1%
<b>Total</b>	<b>2,703</b>	<b>0.7%</b>	<b>2,731</b>	<b>0.7%</b>	<b>-1%</b>
<b>Overall</b>	<b>411,846</b>	<b>100.0%</b>	<b>390,530</b>	<b>100.0%</b>	<b>5%</b>

	2019YTD	% Total	2018YTD	% Total	% Change
	33,288	8.1%	31,625	8.1%	5%
	47,518	11.5%	43,695	11.2%	9%
	<b>80,806</b>	<b>19.6%</b>	<b>75,320</b>	<b>19.3%</b>	<b>7%</b>
	2,365	0.6%	4,381	1.1%	-46%
	10,163	2.5%	8,774	2.2%	16%
	1,053	0.3%	385	0.1%	174%
	21,583	5.2%	19,075	4.9%	13%
	467	0.1%	124	0.0%	277%
	1,382	0.3%	963	0.2%	44%
	3,447	0.8%	3,373	0.9%	2%
	10,981	2.7%	5,703	1.5%	93%
	2,361	0.6%	2,046	0.5%	15%
	<b>53,802</b>	<b>13.1%</b>	<b>44,824</b>	<b>11.5%</b>	<b>20%</b>
	4,672	1.1%	5,925	1.5%	-21%
	1,276	0.3%	1,941	0.5%	-34%
	1,116	0.3%	1,133	0.3%	-2%
	355	0.1%	293	0.1%	21%
	683	0.2%	918	0.2%	-26%
	5,045	1.2%	5,051	1.3%	0%
	<b>13,147</b>	<b>3.2%</b>	<b>15,261</b>	<b>3.9%</b>	<b>-14%</b>
	2,117	0.5%	898	0.2%	136%
	4,104	1.0%	4,667	1.2%	-12%
	993	0.2%	1,186	0.3%	-16%
	2,782	0.7%	1,714	0.4%	62%
	20,562	5.0%	17,011	4.4%	21%
	1,815	0.4%	1,550	0.4%	17%
	214,491	52.1%	209,497	53.6%	2%
	1,314	0.3%	861	0.2%	53%
	1,973	0.5%	3,765	1.0%	-48%
	2,075	0.5%	1,640	0.4%	27%
	2,892	0.7%	2,271	0.6%	27%
	6,270	1.5%	7,334	1.9%	-15%
	<b>261,388</b>	<b>63.5%</b>	<b>252,394</b>	<b>64.6%</b>	<b>4%</b>
	207	0.1%	259	0.1%	-20%
	2,496	0.6%	2,472	0.6%	1%
	<b>2,703</b>	<b>0.7%</b>	<b>2,731</b>	<b>0.7%</b>	<b>-1%</b>
	<b>411,846</b>	<b>100.0%</b>	<b>390,530</b>	<b>100.0%</b>	<b>5%</b>

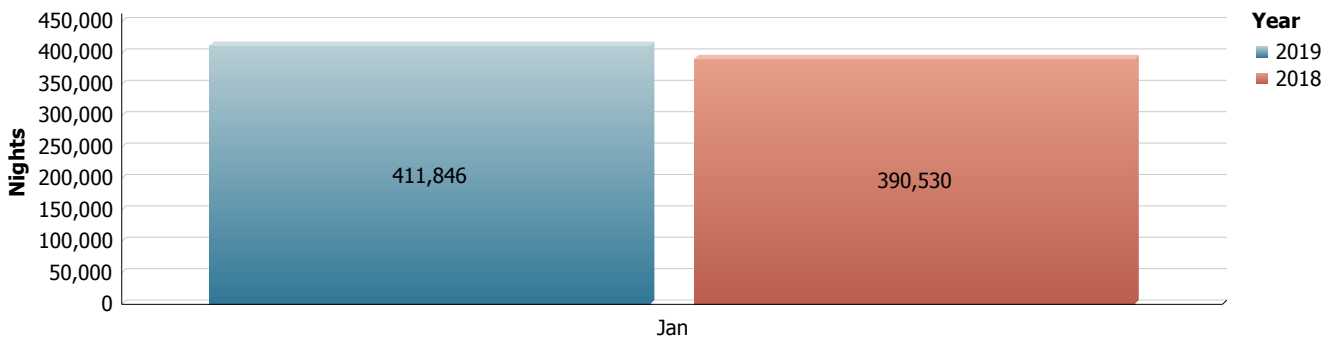
### Stay over



### Day trippers



### Stay over nights



### Cruise arrivals

